

## *Featured Starter Kit*



**Peak** is a wildly popular kit full of thoughtful defaults, blueprints, templates, using Statamic 3.3's new goodies.



# Start out on top.

Super-charged boilerplate kit for developers who love Tailwind + Alpine



# Hey 🖐️

I'm Daniel Wentsch,  
Freelance Developer &  
Designer.





# Building sites with with Statamic since Jan 2021

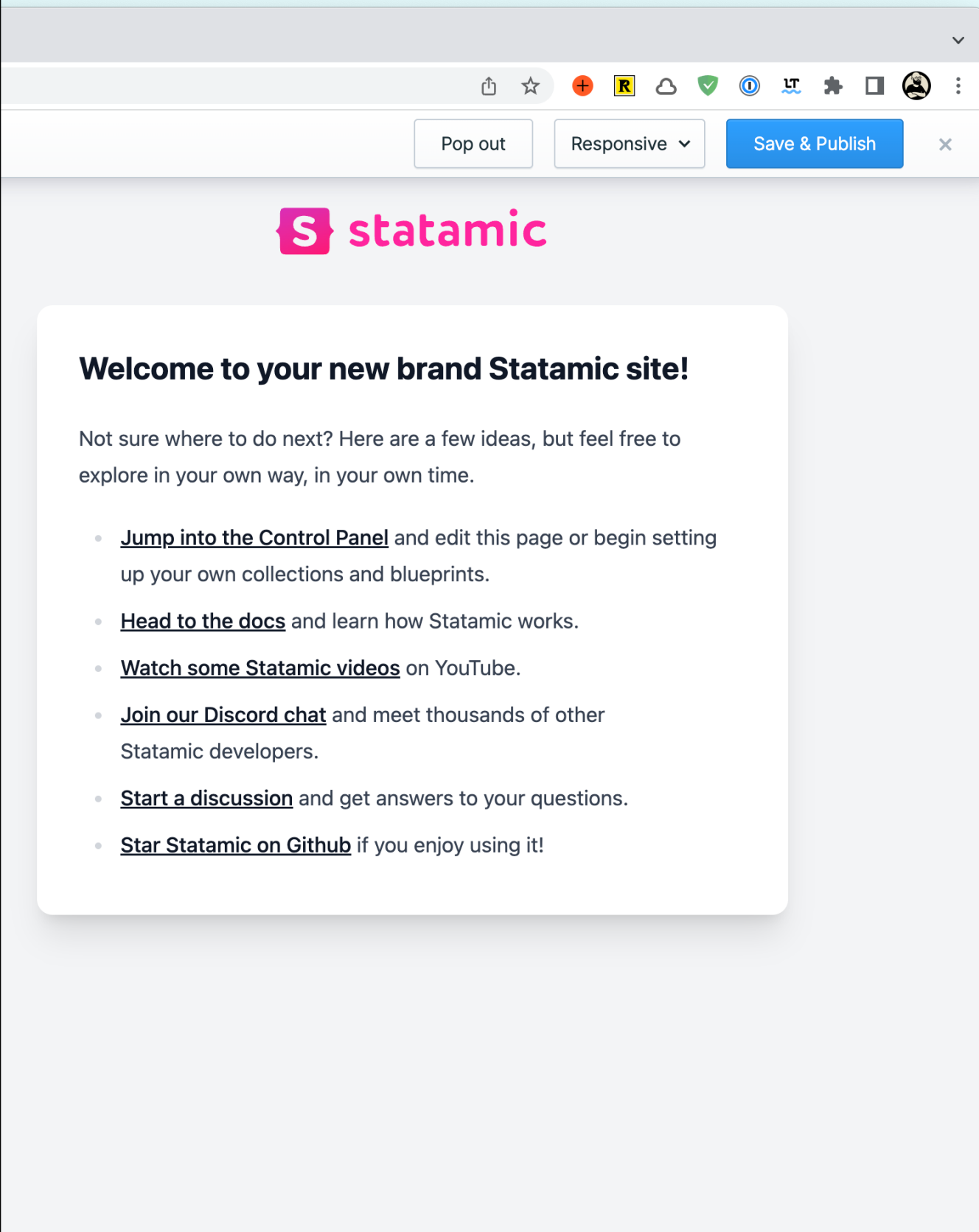


Daniel Wentsch @klickreflex@freiburg.social  
@klickreflex

Working with [@statamic](#) is so much fun it severely lowers my tolerance for dealing with the competition.

9:04 AM · Jan 30, 2021 · Twitter Web App





# First Statamic Site without Peak



Nothing  
wrong,  
but it  
feels a bit  
*empty* ...







# Peak

**Page Builder**

**Content Blocks**

**CLI Commands**

**SEO Features**

**Cookie Banner**

+++

# Peak *immediately* clicked



Daniel Wentsch @klickreflex@freiburg.social  
@klickreflex

Hi Rob 🙌 Just a quick thanks for releasing Peak to the public. It's one of those rare times when you find something immediately clicking and making a ton of sense. I can learn a lot to structure my projects better and that is worth a lot ❤️

10:22 AM · Mar 28, 2021 · Twitter Web App



# Intro

**What's a Starter  
Kit Anyway?**



---

*«Starter Kits are pre-built site packages that **jump-start new Statamic sites** with boilerplate code, features, functionality, and even design.»*

---



# 1. Build Site

# 2. Create starter\_kit.yaml

# 3. Export

# 4. Publish (optional)

# 5. Install

```
1  export_paths:
2    - .env.example
3    - .gitignore
4    - app/Actions/GenerateSocialImages.php
5    - app/Console/Kernel.php
6    - app/Console/Commands
7    - app/Http/Controllers/DynamicToken.php
8    - app/Http/Middleware/VerifyCsrfToken.php
9    - app/Jobs/GenerateSocialImagesJob.php
10   - app/Listeners/GenerateFavicons.php
11   - app/Providers/AppServiceProvider.php
12   - app/Providers/EventServiceProvider.php
13   - app/Widgets/ImagesMissingAlt.php
14   - CHANGELOG.md
15   - content
16   - config/filesystems.php
17   - config/statamic/assets.php
18   - config/statamic/antlers.php
19   - config/statamic/cp.php
20   - config/statamic/editions.php
21   - config/statamic/git.php
```





## Installation



What's a Starter Kit anyway?



Interactive Installation

## Content



Page Builder & Blocks



Bard Sets



Contact Form



Navigation



Social Icons

## CLI Helpers



Install /Add Block



Add Preset



Add Collection



Add Set /Add Partial



Clear Site

## SEO



SEO Globals



Social Image Generation



SEO Tab on Entry

## Global Goodies



Cookie Banner / Consent Manager



Picture Partial



Favicons & Browser Appearance



Dashboard



Custom 404 Page



Redirects

## Theme & Templates



Structure



Vite



NPM Dependencies



Global Styling



**1902.studio**

**Rob the  
Kort**



# Installing Peak



www



Title \*

Long form content

Page builder

[Collapse All](#) [Expand All](#)

Build your page by using various predefined content models.

[+](#) Add Set

Article

Long form content, can be used for text, media like figures, video, quote, etc.

Article \*

H1 H2 H3 B I

≡ ” ✍ 🔗

+

Long form

Lorem ipsum dolor sit amet, consectetur adipiscing elit. [Phasellus dictum](#), nisi vel tincidunt eleifend, diam risus tempor elit, at blandit ipsum ipsum vel felis. Morbi pulvinar erat sapien. Nam euismod dolor quis eros egestas, a hendrerit mi pharetra. Vestibulum varius dui sit amet augue auctor convallis. Maecenas imperdiet mauris non posuere dignissim. Duis tempus molestie efficitur. Donec efficitur leo vel justo dignissim ultrices. Morbi fermentum magna



Home

Examples ▾

# Long form content

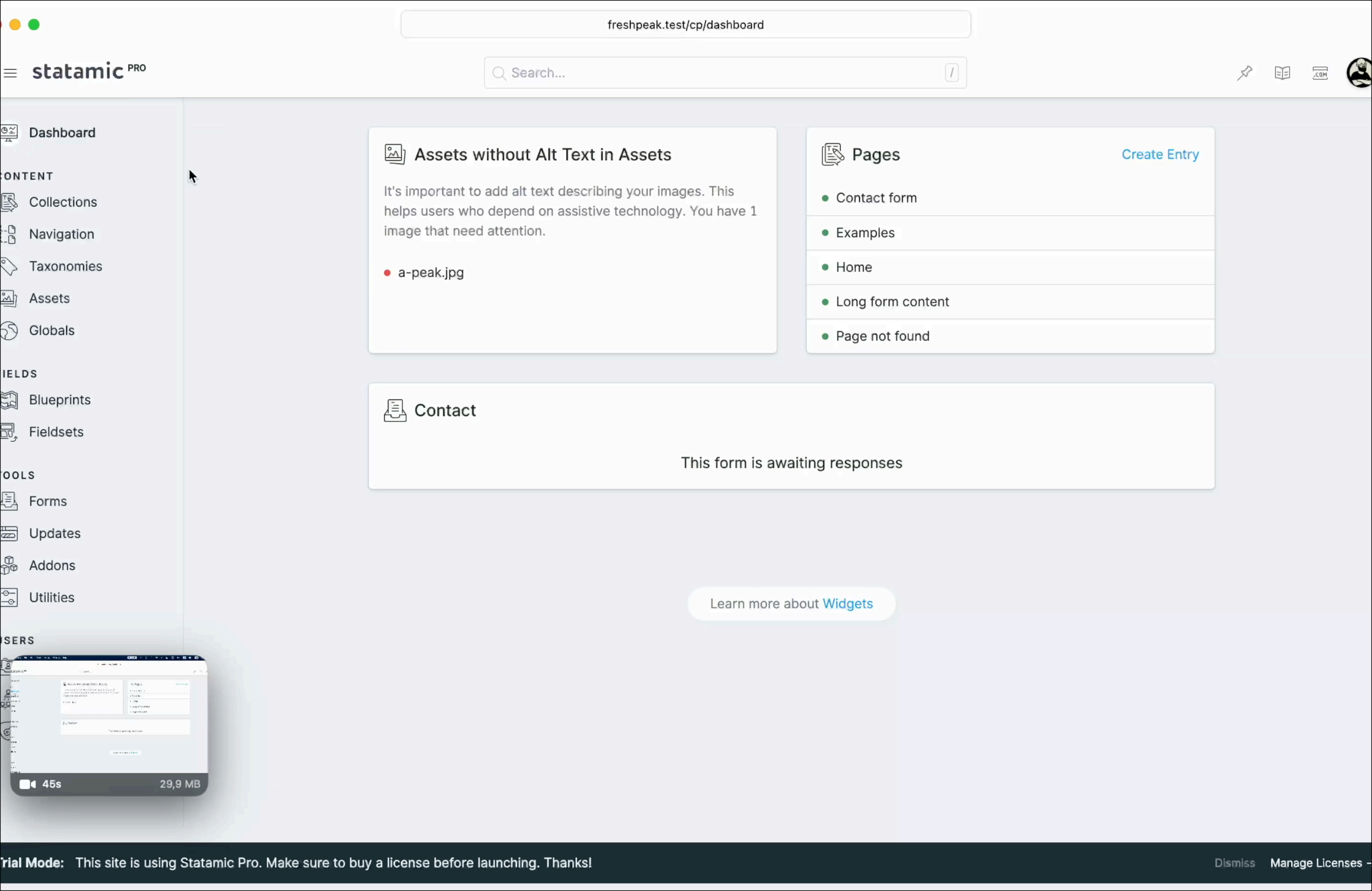
Lorem ipsum dolor sit amet, consectetur adipiscing elit. [Phasellus dictum](#), nisi vel tincidunt eleifend, diam risus tempor elit, at blandit ipsum ipsum vel felis. Morbi pulvinar erat sapien. Nam euismod dolor quis eros egestas, a hendrerit mi pharetra. Vestibulum varius dui sit amet augue auctor convallis. Maecenas imperdiet mauris non posuere dignissim. Duis tempus molestie efficitur. Donec efficitur leo vel justo dignissim ultrices. Morbi fermentum magna in purus dapibus euismod. Etiam lobortis odio lectus, eu blandit urna gravida at.

**"Maecenas imperdiet mauris non posuere dignissim. Duis tempus molestie efficitur."**


- Studio 1902

Mauris diam justo, gravida vitae lacinia in, mattis quis nibh. Orci varius natoque penatibus et magnis dis parturient montes, nascetur ridiculus mus. Fusce semper nunc in tincidunt viverra. Interdum et malesuada fames ac ante insum primis in faucibus.






- Dashboard
- CONTENT
  - Collections
  - Navigation
  - Taxonomies
  - Assets
  - Globals
- FIELDS
  - Blueprints
  - Fieldsets
- TOOLS
  - Forms
  - Updates
  - Addons
  - Utilities
- USERS



### Assets without Alt Text in Assets

It's important to add alt text describing your images. This helps users who depend on assistive technology. You have 1 image that need attention.

- a-peak.jpg



### Pages

Create Entry

- Contact form
- Examples
- Home
- Long form content
- Page not found



### Contact

This form is awaiting responses

Learn more about [Widgets](#)

45s

29,9 MB

# Content

# Fieldsets

freshpeak.test/c

statamic

PRO

Search...

Dashboard

CONTENT

Collections

Navigation

Taxonomies

Assets

Globals

FIELDS

Blueprints

Fieldsets

TOOLS

Forms

Updates

Addons

Utilities

USERS

Users

Groups

Permissions

Fieldsets

Title ▾

Article

Button

Buttons

Call to action

Columns

Common reusable fields

Divider

Error message

Figure

Form

Full width image

Image and text

Images grid

Index content

Link blocks

Page builder

Pull quote

SEO

Table

Video



# Page Builder & Blocks

```
1  title: 'Page builder'
2  fields:
3    -
4      handle: page_builder
5      field:
6        type: replicator
7        localizable: true
8        collapse: true
9        listable: false
10       display: 'Page builder'
11       instructions: 'Build your page by using various predefined content models.'
12       sets:
13         article:
14           display: Article
15           instructions: 'Long form content, can be expanded with media like figures, video, quotes or tables.'
16           fields:
17             -
18               import: article
19         call_to_action:
20           display: 'Call to action'
21           instructions: 'Show a call to action.'
22           fields:
23             -
24               import: call_to_action
25         columns:
26           display: Columns
27           instructions: 'Text columns with optional images and buttons.'
28           fields:
29             -
30               import: columns
31         divider:
32           display: Divider
33           instructions: 'A visual divider between blocks.'
34           fields:
35             -
36               import: divider
37         form:
38           display: Form
39           instructions: 'Show a form.'
40           fields:
41             -
42               import: form
43         full_width_image:
44           display: 'Full width image'
45           instructions: 'A full width image with optional text and button(s).'
46           fields:
47             -
```

statamic PRO

Dashboard

CONTENT

Collections

Navigation

Taxonomies

Assets

Globals

FIELDS

Blueprints

Fieldsets

TOOLS

Forms

Updates

Addons

Utilities

USERS

Users

Groups

Permissions

Trial Mode:

This site is using Statamic Pro.

freshpeak.test/cp/fields/fieldsets/page\_builder/edit

All sets collapsed by default

Sets

Article  
article

Fieldset article

Link Existing

Create Field

Call to action  
call\_to\_action

Fieldset call\_to\_action

Link Existing

Create Field

Columns  
columns

Fieldset columns

Link Existing

Create Field

Divider  
divider

Fieldset divider

Link Existing

Create Field

Form  
form

Fieldset form

Link Existing

Create Field

Full width image  
full\_width\_image

Fieldset full\_width\_image

Link Existing

Create Field

Image and text  
image\_and\_text

Fieldset image\_and\_text

Link Existing

Create Field

Images grid  
images\_grid

Fieldset images\_grid

Link Existing

Create Field

Full width image

A full width image with optional text and button(s).



Title

Hello Statamic Meetup

Text

Justo non pulvinar lectus class magnis congue fames aliquet habitasse elementum arcu, ridiculus at fusce ac nostra scelerisque fringilla etiam ipsum ut vivamus commodo, lobortis

Buttons

Add button

Background image \*



Set Alt

1.03 MB



Image and text This is Otis /



Images grid



Divider

A visual divider between blocks.






# Hello Statamic Meetup

Justo non pulvinar lectus class magnis congue fames aliquet habitasse elementum arcu, ridiculus at fusce ac nostra scelerisque fringilla etiam ipsum ut vivamus commodo, lobortis montes id dignissim nec donec nascetur sollicitudin faucibus iaculis.



## This is Otis

Non vestibulum euismod orci scelerisque phasellus natoque Sagittis at a pellentesque mollis facilisi risus dui nunc dolor nisl est nisi, proin torquent orci porttitor hac curabitur lobortis odio commodo rutrum metus. Dictum urna ante.

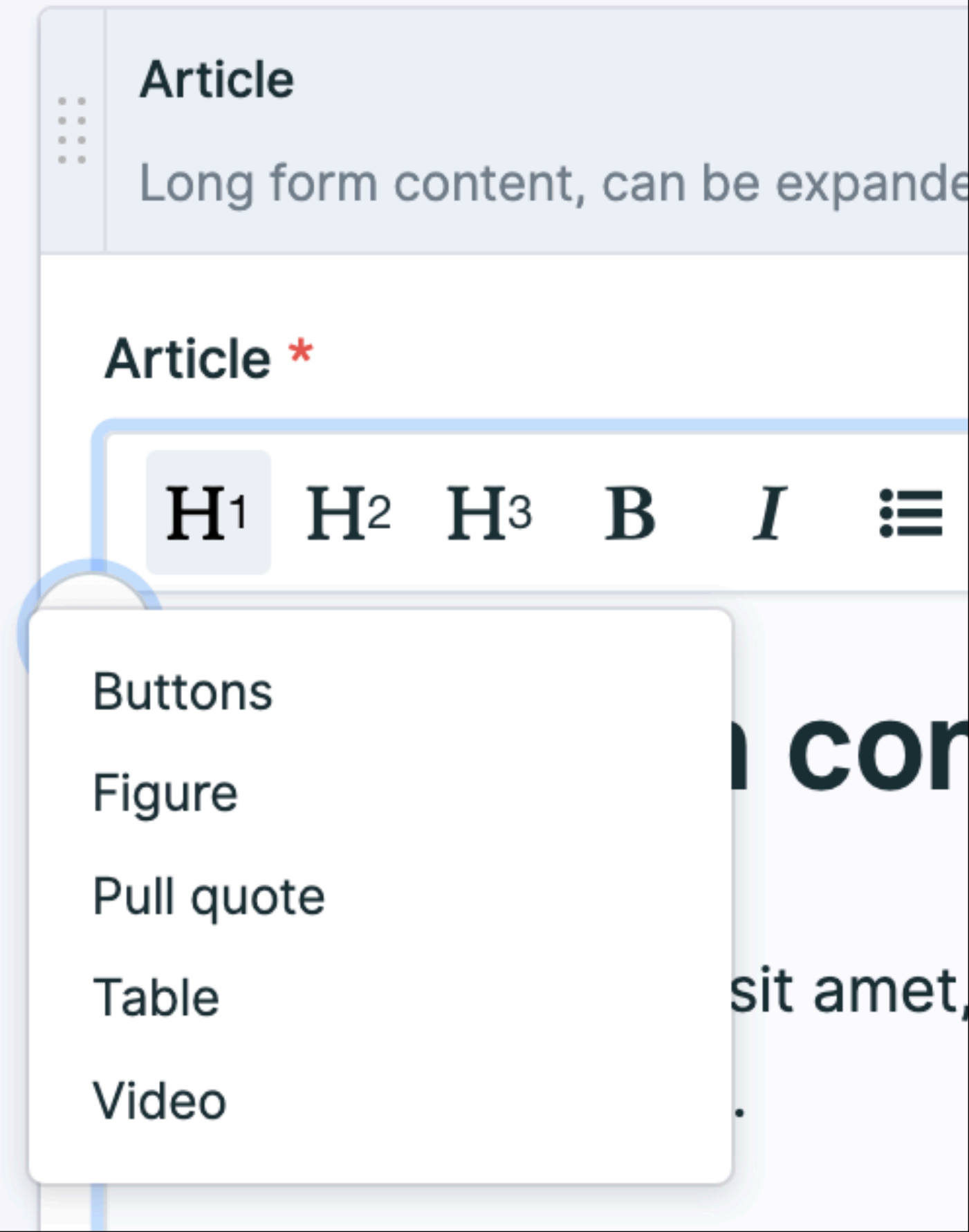


Edit






# Bard Sets



H1 H2 H3 B I       

Table  

Size

Normal

LG

XL

First row as header



Show the first row as header and give it a header styling.

First column as header



Show the first column as header and give it a header styling.

Table

	1 ×	2 ×	3 ×	4 ×	
	lorem	ipsum	dolor	sit	✕
	eros	penatibus	parturient	nascetur	✕
	eleifend	mauris	Torquent me	EtiamEx cra	✕
	ftwt	ftf	ftft	ftftf	✕

Add Row

Add Column

Caption

Add tables with a caption.

LOREM

IPSUM

DOLOR

SIT

EROS

penatibus

parturient

nascetur

ELEIFEND

mauris

Torquent metus dis finibus odio fringilla  
facilisis euismod litora mauris eget  
sodales quis risus convallis penatibus  
condimentum volutpat integer laoreet

EtiamEx cras porttitor etiam  
bibendum ad facilisi est quam  
dolor sollicitudin commodo rutrum  
fames platea egestas sit erat  
blandit vehicula

FTWT

ftf

ftft

ftftf

Add tables with a caption.

Morbi a enim eleifend, dictum mauris eu, tincidunt nunc. In condimentum, nibh sit amet maximus semper, purus nulla blandit diam, eu dignissim leo diam in orci. Vivamus vehicula turpis in enim scelerisque maximus. Nulla et lacus quis dui tincidunt viverra. Etiam Etiam eros, dictum in dolor in, tincidunt sodales lorem. Quisque ullamcorper sagittis eleifend. Sed nisi erat, bibendum facilisis felis nec, maximus elementum est. Phasellus egestas, ante at bibendum porttitor, nulla urna pellentesque arcu, ut pulvinar libero mauris at sapien. Maecenas lacinia arcu et diam venenatis eleifend. Ut vestibulum pharetra diam, eget eleifend diam tincidunt ac.

the Peak

Christian Mülhauser


MD

Edit



# Contact Form

freshpeak.test/contact-form



## A contact form

This form works with static caching. Both the receiver and the owner of the website will receive a styled e-mail. Forms are dynamic, so just add a field to the forms blueprint and it will work.

**Name \***

Daniel

**E-mail address \***

hello@wentsch.me

**Message \***

**The Message field is required.**

**Consent**

☒ I agree that my submitted data is being collected and stored.

**Send message**



# Works with Full Static Caching

```
<> _form.antlers.html resources/views/page_builder
31 .....{{# Render the default-styled fields. #}}
32 .....{{ fields }}
33 .....<template x-if="{{ show_field }}">
34 > .....<div class="{{ input_type == 'hidden' ?= 'hidden'
63 .....</div>
64 .....</template>
65 .....{{ /fields }}
66 .....
67 .....{{# Pulse button and disable upon sending. #}}
68 > .....<div class="md:col-span-12 flex justify-end">""
74 .....</div>
75 .....<template x-if="success">
76 .....{{ partial src="components/notification" type="success" }}
77 .....</template>
78 .....</div>
79 .....{{ /form:create }}
80 .....</div>
81 .....
82 .....{{# The form script handling validation and submission via AJAX with
83 .....<script>
84 .....document.addEventListener('alpine:initializing', () => {
85 .....Alpine.data('sending', () => {
86 .....return {
87 .....error: false,
88 .....errors: [],
89 .....sending: false,
90 .....success: false,
91 .....sendForm: async function() {
92 .....this.sending = true
93 .....
```

# Yay, HTML Email!



Dear Daniel,

Thanks for your message. We will contact you as soon as possible

Kind regards,

Fresh Peak

**Name:**

Daniel

**E-mail address:**

hello@wentsch.me

**Message:**

Peak is the best!

Submitted Wed, 30 Nov 2022 22:24:27 +0000.

Fresh Peak

# Navigation

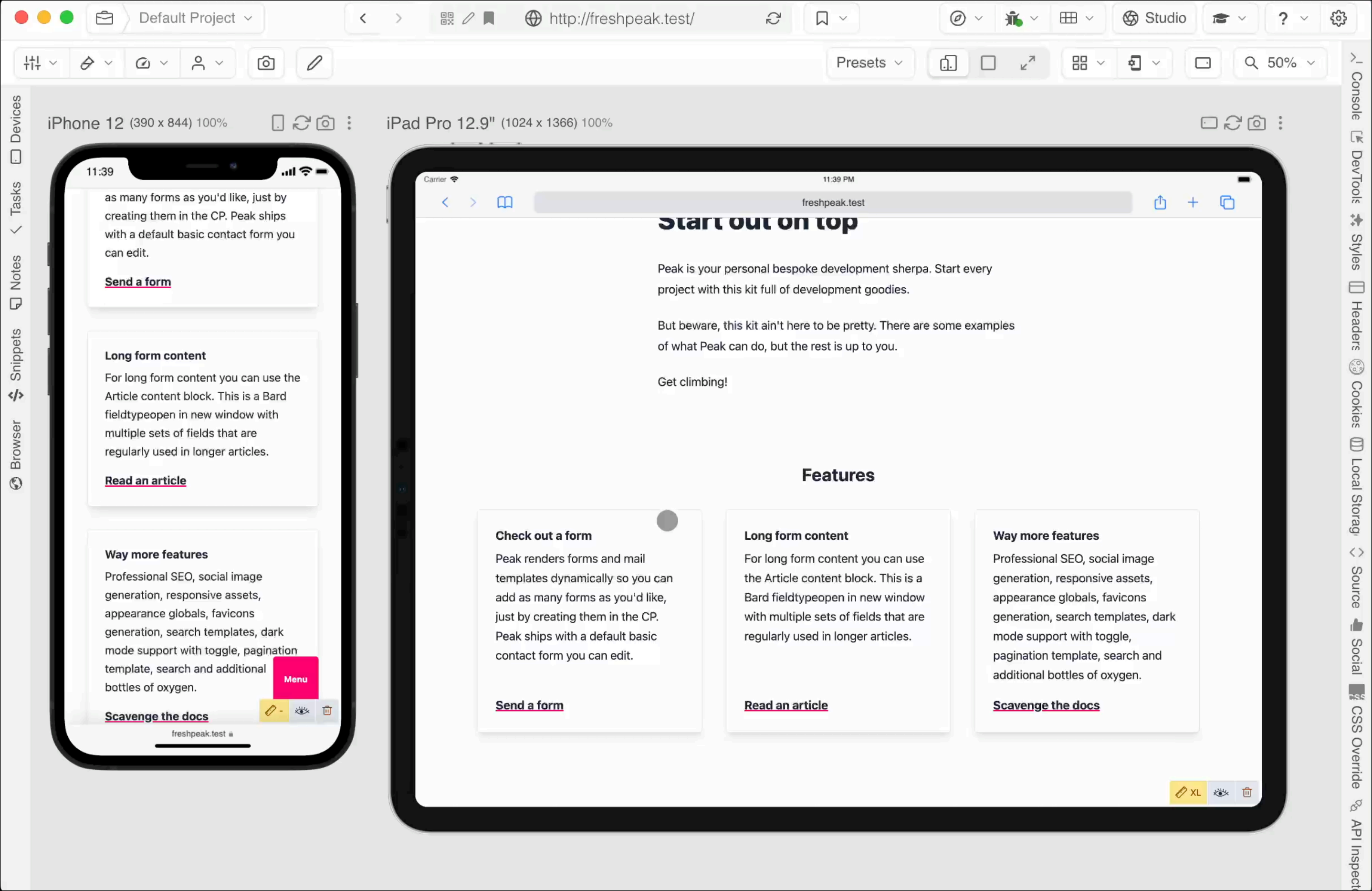
Keyboard Accessible

Focus Trapping

Click Pattern

```
<> _main_mobile.antlers.html resources/views/navigation

6  <!-- /navigation/_main_mobile.antlers.html -->
7  <nav
8    x-data="{ mobileNavOpen: false }"
9    class="md:hidden"
10   aria-label="{{ trans:strings.main_navigation }}"
11   x-cloak
12 >
13   <button
14     @click.prevent="mobileNavOpen = !mobileNavOpen"
15     class="fixed bottom-0 right-0 z-20 flex items-center justify-center"
16     :aria-label="
17       mobileNavOpen
18     ? '{{ trans:strings.nav_close }}'
19     : '{{ trans:strings.nav_open }}'
20     "
21     :aria-expanded="mobileNavOpen"
22     x-text="mobileNavOpen ? '{{ trans:strings.close }}' : '{{ trans:strings.open }}'"
23   ></button>
24
25   <div
26     class="fixed inset-0 z-10 pt-8 px-8 pb-12 flex flex-col justify-end"
27     x-show="mobileNavOpen"
28     x-trap.inert.noscroll="mobileNavOpen"
29   >
30     <ul class="flex flex-col py-2 space-y-4 overflow-auto">
31       <li {{ nav:main max_depth="2" include_home="true" select="title|url" }}>
32         <li
33           {{ if children }}
34             x-data="{ subnavOpen: false }"
35             @focusin.window="!$refs.subnav.contains($event.target)"
```





# Social Icons

daarchitektur.test/cp/global:

Social media

Save

SOCIAL MEDIA LINKS

Social media Collapse All Expand All

Instagram

Handle \*

https://www.instagram.com/dallarmiarchitel

Facebook

Handle \*

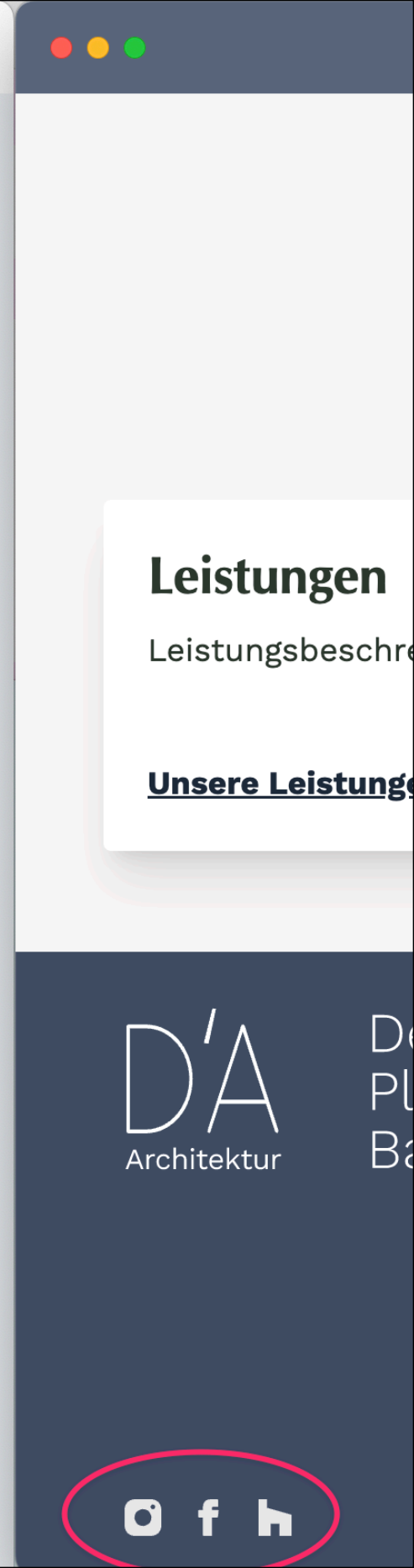
https://www.facebook.com/denkenplanenb

Houzz

Full URL \*

https://www.houzz.de/experten/architek




+



# CLI Helpers





# Install Block

Installs prefab  
Page Builder  
Blocks

```
freshpeak on  main via  v16.15.0 via  v8.1.13
→ php please peak:install-block

Which blocks do you want to install into your page builder
[0] Call to action: Show a call to action. [call_to_action]
[1] Collection: Show collection entries. [collection]
[2] Columns: Text columns with optional images and buttons. [columns]
[3] Divider: A visual divider between blocks. [divider]
[4] Full width image: A full width image with optional text. [full_width_image]
[5] Index content: Render the currently mounted entries. [index_content]
[6] Image and text: An image and text side by side. [image_and_text]
[7] Images grid: A multi row image grid. [images_grid]
> 2,4,6

Peak page builder block 'Columns' installed.
Peak page builder block 'Full width image' installed.
Peak page builder block 'Image and text' installed.

freshpeak on  main [!?] via  v16.15.0 via  v8.1.13 too
→ 
```

Current Repository  
freshpeak

Current Branch  
main

↑

Publish repository

Publish this repository to GitHub

Changes 7

History

resources/fieldsets/page\_builder.yaml

7 changed files

resources/fieldsets/columns.yaml

resources/fieldsets/full\_width\_image.yaml

resources/fieldsets/image\_and\_text.yaml

resources/fieldsets/page\_builder.yaml

resources/views/page\_builder/\_columns.antlers.html

resources/views/page\_.../\_full\_width\_image.antlers.html

resources/views/page\_.../\_image\_and\_text.antlers.html

Summary (required)

Description

Commit to main

Committed 5 minutes ago

Initial

Undo

@@ -16,12 +16,30 @@ fields:

fields:

-

import: article

columns:

display: Columns

instructions: 'Text columns with optional images and buttons.'

fields:

-

import: columns

form:

display: Form

instructions: 'Show a form.'

fields:

-

import: form

full\_width\_image:

display: 'Full width image'

instructions: 'A full width image with optional text and button(s).'

fields:

-

import: full\_width\_image

image\_and\_text:

display: 'Image and text'

instructions: 'An image and text side by side.'

fields:

-

import: image\_and\_text

link\_blocks:

display: 'Link blocks'

instructions: 'Show link blocks.'



# Add Block

## Create Custom Page Builder Blocks

```
freshpeak on 📌 main via 🟢 v16.15.0 via 🐘 v8.1.13  
→ clear  
  
freshpeak on 📌 main via 🟢 v16.15.0 via 🐘 v8.1.13  
→ php please peak:add-block  
  
What should be the name for this block?:  
> Slider  
  
What should be the instructions for this block?:  
> Add multiple images to appear in a carousel  
  
Peak page builder block 'Slider' added.  
  
freshpeak on 📌 main [!?] via 🟢 v16.15.0 via 🐘 v8.1.13 too  
→ █
```

- ✓ Fieldset creation
- ✓ Import import
- ✓ Template creation

Current Repository  
freshpeak

Current Branch  
main

Changes 3

History

resources/fieldsets/page\_builder.yaml

3 changed files

resources/fieldsets/page\_builder.yaml

resources/fieldsets/slider.yaml

resources/views/page\_builder/\_slider.antlers.html

46 46

47 47

48 48

49 50 51 52 53 54

@@ -46,3 +46,9 @@ fiel

fields:

-

import:

slider:

display: S1

instruction

fields:

-

import:

Summary (required)

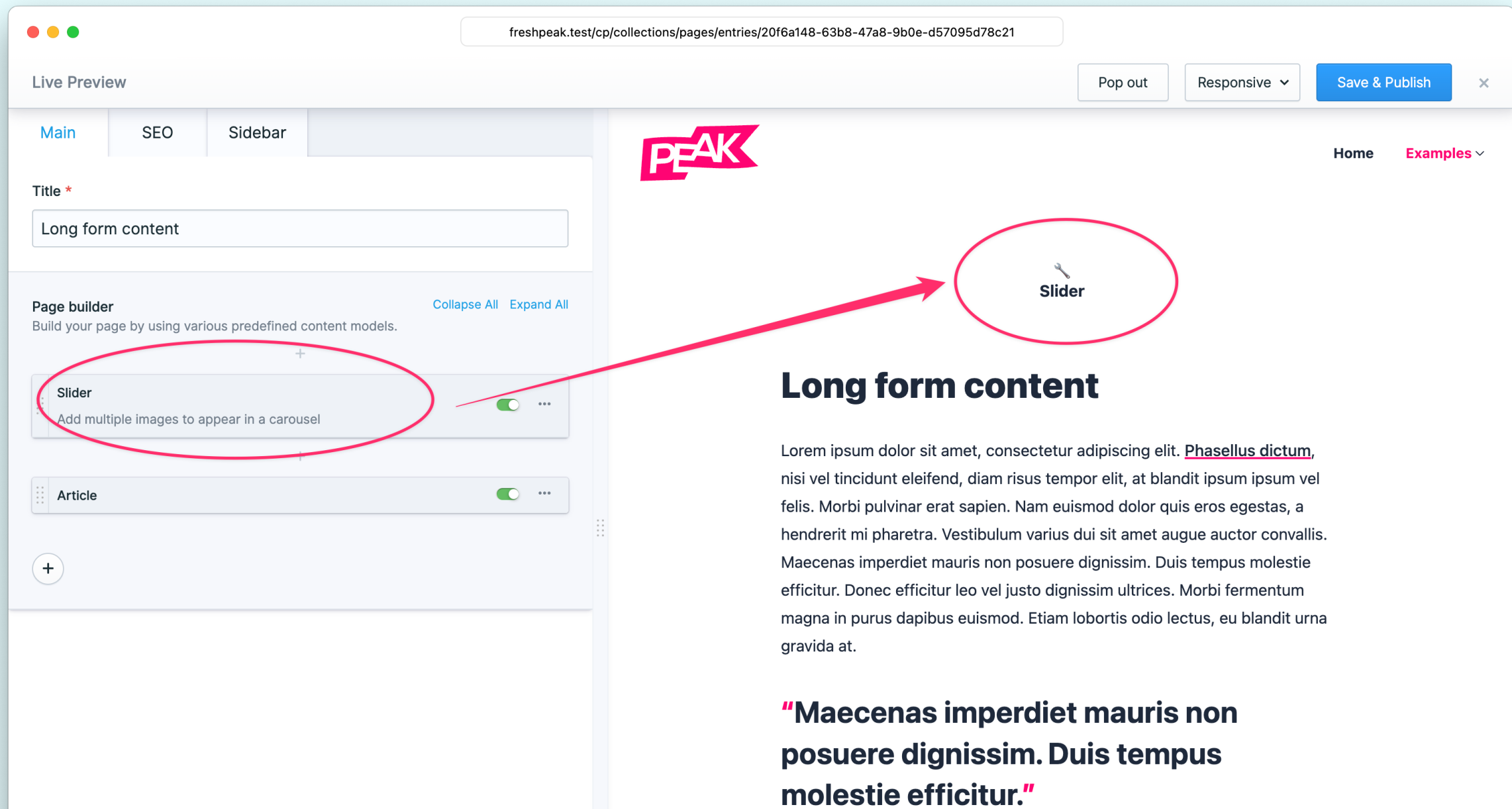
Description

Commit to main

Committed 1 minute ago  
Install prefab blocks

Undo

# Just add & render fields



The screenshot displays the Peak CMS interface. On the left, the 'Main' tab is active, showing a 'Title' field with the value 'Long form content'. Below this is the 'Page builder' section, which contains a list of content models. The 'Slider' model is highlighted with a red oval and a red arrow pointing to the 'Slider' field in the live preview on the right. The 'Slider' field in the live preview is also circled in red. The live preview shows a page with a 'PEAK' logo, a 'Home' link, and an 'Examples' dropdown. The main content area contains a paragraph of Lorem ipsum text and a quote.

freshpeak.test/cp/collections/pages/entries/20f6a148-63b8-47a8-9b0e-d57095d78c21

Live Preview

Pop out Responsive Save & Publish

Main SEO Sidebar

Title \*

Long form content

Page builder

Build your page by using various predefined content models.

Collapse All Expand All

Slider

Add multiple images to appear in a carousel

Article

+

PEAK

Home Examples

## Long form content

Lorem ipsum dolor sit amet, consectetur adipiscing elit. Phasellus dictum, nisi vel tincidunt eleifend, diam risus tempor elit, at blandit ipsum ipsum vel felis. Morbi pulvinar erat sapien. Nam euismod dolor quis eros egestas, a hendrerit mi pharetra. Vestibulum varius dui sit amet augue auctor convallis. Maecenas imperdiet mauris non posuere dignissim. Duis tempus molestie efficitur. Donec efficitur leo vel justo dignissim ultrices. Morbi fermentum magna in purus dapibus euismod. Etiam lobortis odio lectus, eu blandit urna gravida at.

**"Maecenas imperdiet mauris non posuere dignissim. Duis tempus molestie efficitur."**



# Add Preset

## Feature Packages

```
freshpeak on ↵ main via 🟢 v16.15.0 via 🐘 v8.1.13
→ php please peak:install-preset

Which presets do you want to install into your site? You
[0] Events: A dated events collection with index and show
events]
[1] FAQ: A FAQ collection with a page builder set (inclu
[2] News: A dated news collection with index and show te
]
> 1

Installed file: 'resources/blueprints/collections/faq/faq.
Installed file: 'content/collections/faq.yaml'.
Installed file: 'resources/fieldsets/faq.yaml'.
Installed file: 'resources/views/page_builder/_faq.antlers
Installed file: 'resources/views/components/_question.antl
Installed page builder block: 'FAQ'.

Add this to your `config/statamic/cp.php` widgets array:

[
    'type' => 'collection',
    'collection' => 'faq',
    'width' => 50
],

Peak preset 'FAQ' installed.

freshpeak on ↵ main [!?] via 🟢 v16.15.0 via 🐘 v8.1.13 too
→ █
```



- ✓ Collection
- ✓ Page Builder
- ✓ Template
- ✓ Microdata

Current Repository  
freshpeak

Current Branch  
main

Changes 7

History

resources/views/page\_builder/\_faq.an

@@ -0,0 +1,39 @@

1

+{{#

2

+     @name FAQ

3

+     @desc The FAQ pag

4

+     @set page.page\_bu

5

+{{#}}

6

+

7

+<!-- /page\_builder/\_f

8

+{{ once }}

9

+     <script type="app

10

+         {

11

+             "@context

12

+             "@type":

13

+             "mainEnti

14

+             {{ st

15

+             {

16

+             {{ /s

17

+         }

18

+     }

19

+     </script>

20

+{{ /once }}

21

+

22

+<section class="fluid

23

+     {{ if block:title

24

+         <header class

25

+             {{ block:

26

+             {{ block:

27

+         </header>

28

+     {{ /if }}

29

+

30

+     <div

31

+         x-data="{ exp

Summary (required)

Description

Commit to main

Committed 15 minutes ago

Install prefab blocks

Undo

freshpeak.test/long-form-content#question-1

Live Preview

Pop out

Responsive ▾

Save & Publish

×

Page builder

Collapse All

Expand All

Build your page by using various predefined content models.

+

FAQ

List frequently asked questions in an accordion.

Title

Frequently asked questions

Text

Questions \*

• Question 1

FAQ

• Question 2

FAQ

• Question 3

FAQ

Create & Link Item

Link Existing Item

+

Article

+

PEAK

Home

Examples ▾

Frequently asked questions

Question 1

Egestas dignissim finibus adipiscing id tempus erat suscipit condimentum, imperdiet pretium platea praesent fringilla ultrices venenatis, cubilia sapien dictumst duis neque blandit sit. Pretium pellentesque turpis aptent leo dictumst quam scelerisque dictum etiam luctus proin metus, justo lacus vel dis ad facilisis sed hendrerit rutrum ex a. Fermentum laoreet efficitur accumsan sapien faucibus curabitur aliquet a morbi posuere lacus, eleifend dignissim volutpat porta malesuada augue ad inceptos lobortis.

Question 2

Question 3

Long form content

Lorem ipsum dolor sit amet, consectetur adipiscing elit. Phasellus dictum, nisi vel tincidunt eleifend, diam risus tempor elit, at blandit ipsum ipsum vel

MD

Edit

# Add Collection

```
daniel@klickbook:~/www/freshpeak

freshpeak on  main via  v16.15.0 via  v8.1.13
→ php please peak:add-collection

What should be the name for this collection?:
> Projects

Should this be a public collection with a route? (yes/no) [yes]:
>

Do you want to mount this collection on an entry? (yes/no) [yes]:
>

Do you want to create a new page to mount this collection on? (yes/no) [yes]:
> yes

What should be the page title for this mount?:
> Projects

What should be the route for this collection? [{mount}/{slug}]:
>

What should be the layout file for this collection? [layout]:
>

Should revisions be enabled? (yes/no) [no]:
>

Should the sort direction be ascending? (yes/no) [yes]:
>

Should this be a dated collection? (yes/no) [no]:
>

Generate and apply index template? (yes/no) [yes]:
>

Generate and apply show template? (yes/no) [yes]:
>

Grant edit permissions to editor role? (yes/no) [yes]:
>

Collection 'Projects' created.

freshpeak on  main [!?] via  v16.15.0 via  v8.1.13 took 49s
→ 
```

Current Repository  
freshpeak

Current Branch  
main

↑

Publish repository

Publish this repository to GitHub

Changes 9

History

resources/views/projects/index.antlers.html

9 changed files

content/collections/pages/projects.md

content/collections/projects.yaml

resources/blueprints/collections/projects/projects.yaml

resources/fieldsets/index\_content.yaml

resources/fieldsets/page\_builder.yaml

resources/users/roles.yaml

resources/views/page\_builder/\_index\_content.antlers.html

resources/views/projects/index.antlers.html

resources/views/projects/show.antlers.html

Summary (required)

Description

Commit to main

Committed 32 minutes ago  
Install prefab blocks

Undo

2 + @name Projects index

3 + @desc The Projects index template.

4 +#{}}

5 +

6 +<!-- /projects/index.antlers.html -->

7 +<main class="outer-grid" id="content">

8 + {{ page\_builder scope="block" }}

9 + {{ partial src="page\_builder/{type}" }}

10 + {{ /page\_builder }}

11 +</main>

12 +<!-- End: /projects/index.antlers.html -->

13 +

14 +{{ section:index\_content }}

15 + <!-- /projects/index.antlers.html -->

16 + <div class="fluid-container grid md:grid-cols-12 gap-12">

17 + {{ collection:projects sort="title" paginate="true" limit="10" as="items" }}

18 + {{ unless no\_results }}

19 + {{ items }}

20 + <div class="md:col-span-6">

21 + <a class="underline" href="{{ url }}">{{ title }}</a>

22 + </div>

23 + {{ /items }}

24 + {{ else }}

25 + <div class="md:col-span-6">

26 + {{ trans:strings.no\_results }}

27 + </div>

28 + {{ /unless }}

29 + {{ partial:components/pagination class="md:col-span-12" }}

30 + {{ /collection:projects }}

31 + </div>

32 + <!-- End: /projects/index.antlers.html -->

33 +{{ /section:index\_content }}





# Add Set / Partial

```
daniel@klickbook:~$  
freshpeak on  main [!?] via  v16.15.0 via  v8.1.13  
→ php please peak:add-set  
  
What should be the name for this set?:  
> Code Block  
  
Peak page builder Article set 'Code Block' added.  
  
freshpeak on  main [!?] via  v16.15.0 via  v8.1.13 too  
→ php please peak:add-partial  
  
What type of partial do you want to add?:  
[0] Component  
[1] Layout  
[2] Typography  
> 2  
  
What should be the name for this partial?:  
> preformatted  
  
What should be the description for this partial?:  
> Used to render code snippets  
  
Typography 'preformatted' added.  
  
freshpeak on  main [!?] via  v16.15.0 via  v8.1.13 too  
→
```

Current Repository  
freshpeak

Current Branch  
main

↑

Publish repository

Publish this repository to GitHub

Changes 4

History

4 changed files

resources/fieldsets/article.yaml

resources/fieldsets/code\_block.yaml

resources/views/components/\_code\_block.antlers.html

resources/views/typography/\_preformatted.antlers.html

resources/fieldsets/article.yaml

resources/fieldsets/code\_block.yaml

resources/views/components/\_code\_block.antlers.html

resources/views/typography/\_preformatted.antlers.html

@@ -36,6 +36,11 @@ fields:

fields:

-

import: buttons

code\_block:

display: 'Code Block'

fields:

-

import: code\_block

figure:

display: Figure

fields:

Summary (required)

Description

Commit to main

Committed 36 minutes ago

Install prefab blocks

Undo

**Don't like the CLI-  
generated files?  
Change the  
Stubs!**



←

→

freshpeak

⌵

⌵

⌵

⌵

⌵

⌵

⌵

⌵

⌵ block.antlers.html.stub app/Console/Commands/stubs

You, 4 seconds ago | 1 author (You)

1 {{#

2 {{@name {{name}}

3 {{@desc The {{name}} page builder block.

4 {{@set page.page\_builder {{filename}}

5 #}}

6

7 <!-- /page\_builder/\_{{filename}}.antlers.html -->

8 <section class="grid gap-8 fluid-container md:grid-cols-12">

9 {{ partial:typography/h3 content="\<br>{{name}}" class="text-center

10 </section>

11 <!-- End: /page\_builder/\_{{filename}}.antlers.html -->

12

EXPLORER

⌵ FRESHPEAK

▾ app

▸ Actions

▾ Console

▾ Commands

▾ stubs

▸ blocks

▸ presets

⌵ block.antlers.html.stub

⌵ block.html.stub

⌵ collection\_blueprint\_private\_dated.yaml.stub

⌵ collection\_blueprint\_private.yaml.stub

⌵ collection\_blueprint\_public\_dated.yaml.stub

⌵ collection\_blueprint\_public.yaml.stub

⌵ collection.yaml.stub

⌵ fieldset\_block.yaml.stub

⌵ fieldset\_set.yaml.stub

⌵ home.md.stub

⌵ index.antlers.html.stub

⌵ partial.antlers.html.stub

⌵ set.html.stub

⌵ show.antlers.html.stub

📁 AddBlock.php

📁 AddCollection.php

📁 AddPartial.php

📁 AddSet.php

> TIMELINE

# Clear Site

**Remove all (!)  
content**



# SEO

# SEO Globals



freshpeak.test/cp/globals/seo#page\_titles

Search...

statamic

PRO

Dashboard

CONTENT

Collections

Navigation

Taxonomies

Assets

Globals

Browser appearance

Configuration

Redirects

SEO

Social media

FIELDS

Blueprints

Fieldsets

TOOLS

Forms

Updates

Addons

Utilities

USERS

Users

Groups

Permissions

< Globals

SEO

...

Save

Page meta

JSON-Id

Social Sharing

Sitemap

Trackers

TITLE

Website and page titles

Separator

Website title

Change collection title

Add collection default

ENVIRONMENTS

When to noindex and nofollow by default.

Local

Staging

Production

DESCRIPTIONS

Set fallback data per collection to use as meta, OG and Twitter descriptions when users don't fill in those fields.

Collection defaults

Add collection default

HREFLANG

Set for which sites in your multisite a hreflang tag should be generated.

Auto hreflang tags

Auto generate hreflang tags for all sites.

Trial Mode:

This site is using Statamic Pro. Make sure to buy a license before launching. Thanks!

Dismiss

Manage Licenses →

freshpeak.test/cp/globals/seo#trackers

Search...

statamic

PRO

Dashboard

CONTENT

Collections

Navigation

Taxonomies

Assets

Globals

Browser appearance

Configuration

Redirects

SEO

Social media

FIELDS

Blueprints

Fieldsets

TOOLS

Forms

Updates

Addons

Utilities

USERS

Users

Groups

Permissions

< Globals

SEO

...

Save

Page meta

JSON-Id

Social Sharing

Sitemap

Trackers

ENVIRONMENTS

When to render tracker tags and the cookie banner.

Local

Staging

Production

SITE VERIFICATIONS

Configure site verifications.

Google site verification

FATHOM

Configure Fathom. A privacy friendly tracker that doesn't require a cookie notification.

Fathom

PLAUSIBLE

Configure Plausible. A privacy friendly tracker that doesn't require a cookie notification.

Plausible

CLOUDFLARE WEB ANALYTICS

Configure Cloudflare Web Analytics.

Cloudflare Web Analytics

Trial Mode:

This site is using Statamic Pro. Make sure to buy a license before launching. Thanks!

Dismiss

Manage Licenses →

**SEO per Entry**

statamic

PRO

freshpeak.test/cp/collections/pages/entries/20f6a148-63b8-47a8-9b0e-d57095d78c:

Search...

< Pages

• Long form content

...

Save & Publish

Main

SEO

BASIC

Basic SEO settings

Page title

This entries title, defaults to title. Max 70 characters including the site name.

0/70

Meta description

This entries meta description. Max 160 characters.

0/160

ADVANCED

Advanced SEO settings

No-index

Instruct crawlers not to index this entry, also excludes it from the sitemap.xml.

No-follow

Instruct crawlers not to follow links on this page.

Canonical URL

Where should the canonical URL for this entry point to.

Current entry

Current domain

External domain

OPEN GRAPH

Open Graph meta tags for social sharing

Social title

This entries OG title, defaults to custom SEO title and title.

Social description

This entries OG description, defaults to meta description.

Live Preview

Visit URL

Published

META

This entry's meta data.

Slug \*

long-form-content

Parent

• Home

PAGES

...

OPEN GRAPH

Open Graph meta tags for social sharing

Social title

This entries OG title, defaults to custom SEO title and title.

Social description

This entries OG description, defaults to meta description.

Social image

Browse

Upload file

This entries OG image. Defaults to global site OG image. The recommended size is 1200px x 630px. The image will be focal cropped to this dimension.

Twitter image

Browse

Upload file

This entries Twitter image. Defaults to global site Twitter image. Images should have an aspect ratio of 2:1 with minimum dimensions of 300x157. This image will be focal cropped to this dimension.

SITEMAP

Sitemap configuration

Change frequency

Weekly

How often to instruct search engines to crawl.

Priority

0.5

Valid values range from 0.0 to 1.0. This value does not affect how your pages are compared to pages on other sites, it only lets the search engines know which pages you deem most important for the crawlers.

JSON-LD SCHEMA

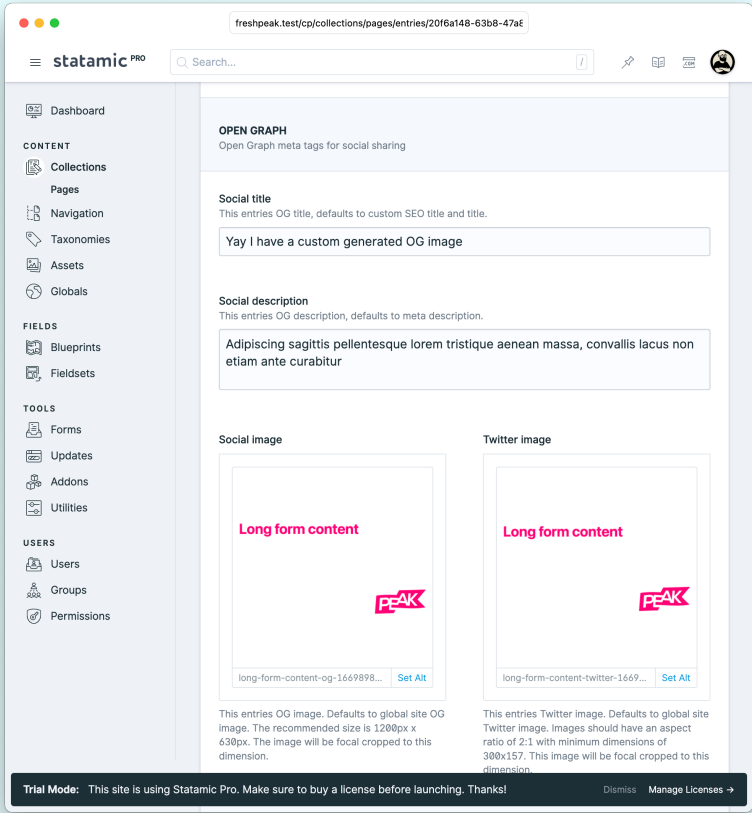
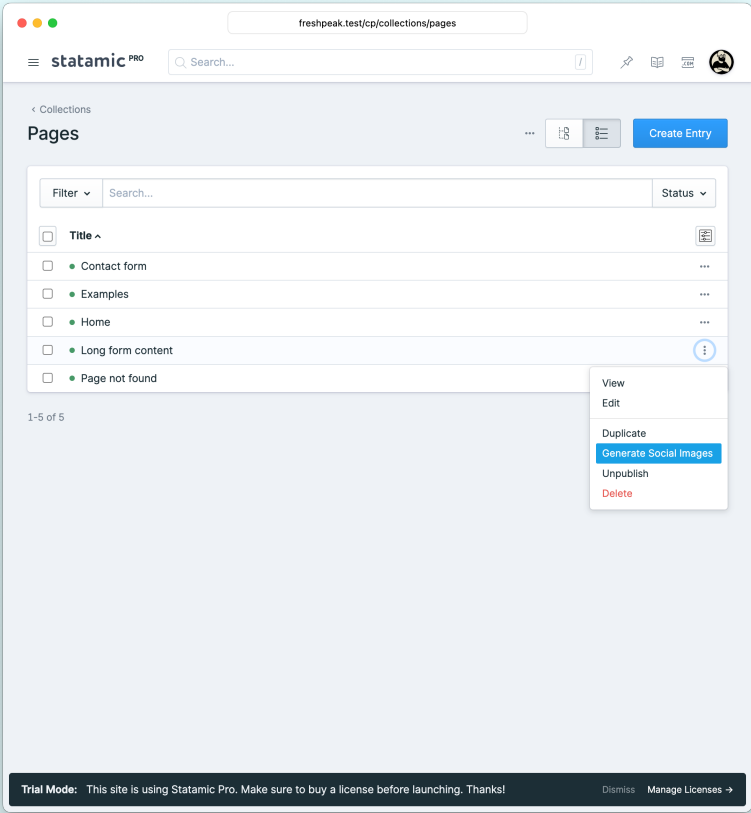
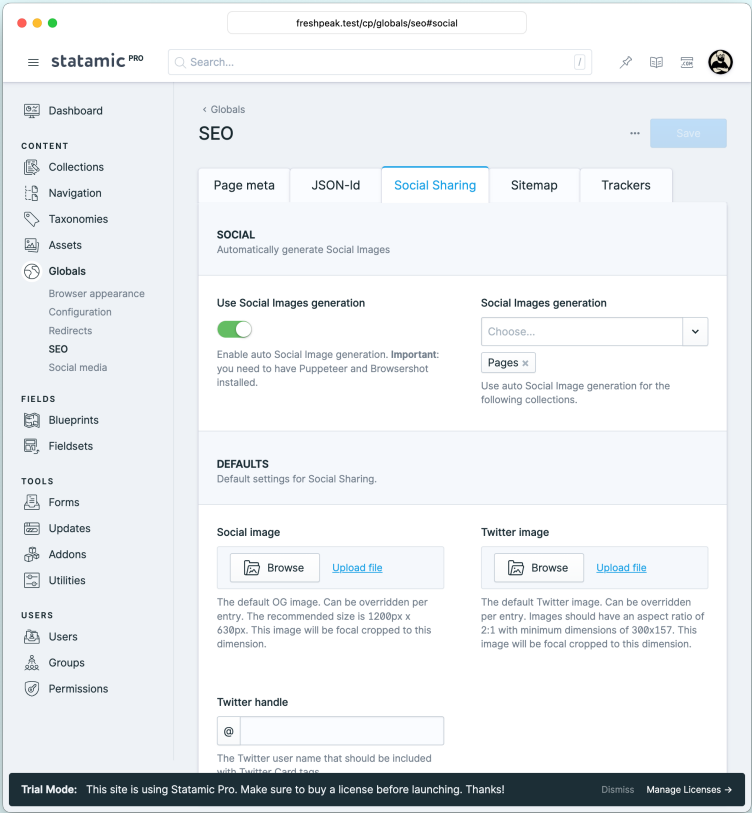
Custom JSON-Ld schema objects

JSON-Ld schema

Custom JSON-Ld objects. Will be wrapped in the appropriate script tag.

# Social Image Generation





```
reshpeak
<> _social_image.antlers.html resources/views/comp...
3 @desc The social image component.
4 #}}
5
6 <!-- /components/_social_image.antlers.html -->
7 <div id="{{ selector }}" style="{{ style }}" class="relative p-4">
8   {{ get_content:id }}
9   <h1 class="flex flex-col text-7xl font-bold leading-cra">
10     {{ og_title ?? seo_title ?? title }}
11   </h1>
12   <p class="text-xl text-neutral leading-loose max-w-[40cl">
13     {{ if og_description || seo_description }}
14       {{ og_description ?? seo_description }}
15     {{ elseif seo:collection_defaults }}
16       {{ partial:snippets/fallback_description }}
17     {{ /if }}
18   </p>
19   <div class="flex justify-end space-x-4">
20     {{ partial:components/logo class="w-64 h-auto" width
21   </div>
22   {{ /get_content:id }}
23 </div>
24 <!-- End: /components/_social_image.antlers.html -->
25
```

Facebook

# Long form content



FRESHPEAK.TEST

**Yay I have a custom generated OG image**

Adipiscing sagittis pellentesque lorem tristique aenean massa, convallis...

Twitter

# Long form content



**Yay I have a custom generated OG image**

Adipiscing sagittis pellentesque lorem tristique aenean massa, convallis  
lacus non etiam ante curabitur

freshpeak.test

# Global Goodness

# Cookie Banner / Consent Manager

freshpeak.test/cp/globals/seo#trackers

statamic<sup>PRO</sup>

Search...

Tracker type

The type of tracking you want added on each page.

None

Google Analytics

Google Tag Manager

Scripts

Scripts

Collapse All

Expand All

+

Script

Category \*

When you use the cookie banner, scripts will be grouped under this category.

Demo

Explainer \*

Explainer for the current category when you use the cookie banner.

A demonstration of the Peak Cookie Banner

Script fragments \*

Type

Script tag

Inline script

Inline script \*

The inline script tag contents (Javascript). Remove `<script>` and `</script>` tags.

1 alert("Thanks for the opt-in");

javascript

Add script fragment

+

Cookie banner

Enable the cookie banner. When you use `Google Analytics` or `Google Tag Manager`, make sure you load all tracking scripts via their service as in this case the banner uses the Google Consent API: <https://developers.google.com/tag-manager/consent>. When you use `Scripts`, all your scripts will be injected after consent.

Embeds

Only load in third party embedded video's from the `video` article set after consent.

## Long form content

Lorem ipsum dolor sit amet, consectetur adipiscing elit. Phasellus dictum, nisi vel tincidunt eleifend, diam risus tempor elit, at blandit ipsum ipsum vel felis. Morbi pulvinar erat sapien. Nam euismod dolor quis eros egestas, a hendrerit mi pharetra. Vestibulum varius dui sit amet augue auctor convallis. Maecenas imperdiet mauris non posuere dignissim. Duis tempus molestie efficitur. Donec efficitur leo vel justo dignissim ultrices. Morbi fermentum magna in purus dapibus euismod. Etiam lobortis odio lectus, eu blandit urna gravida at.

**"Maecenas imperdiet mauris non posuere dignissim. Duis tempus molestie efficitur."**

- Studio 1902

Mauris diam justo, gravida vitae lacinia in, mattis quis nibh. Orci varius natoque penatibus et magnis dis parturient montes, nascetur ridiculus mus. Fusce semper nunc in tincidunt viverra. Interdum et malesuada fames ac ante ipsum primis in faucibus. Aenean per nisl augue, vel venenatis enim faucibus sit amet. As cursus magna ut augue mollis finibus. Morbi sed nunc in tium suscipit vitae quis leo. Sed scelerisque mi quis odio portis.

n condimentum feugiat purus

vehicula massa finibus vitae


mus pellentesque eleifend

nec congrue

non libero felis. Phasellus metus massa, malesuada non  
quam vitae. aliquam dignissim quam. Aliquam dolor mauris. blandit

## Long form content

Lorem ipsum dolor sit amet, consectetur adipiscing elit. Phasellus dictum, nisi vel tincidunt eleifend, diam risus tempor elit, at blandit ipsum ipsum vel felis. Morbi pulvinar erat sapien. Nam euismod dolor quis eros egestas, a hendrerit mi pharetra. Vestibulum varius dui sit amet augue auctor convallis. Maecenas imperdiet mauris non posuere dignissim. Duis tempus molestie efficitur. Donec efficitur leo vel justo dignissim ultrices. Morbi fermentum magna in purus dapibus euismod. Etiam lobortis odio lectus, eu blandit urna gravida at.



Thanks for the opt-in

OK

- Studio 1902

Mauris diam justo, gravida vitae lacinia in, mattis quis nibh. Orci varius natoque penatibus et magnis dis parturient montes, nascetur ridiculus mus. Fusce semper nunc in tincidunt viverra. Interdum et malesuada fames ac ante ipsum primis in faucibus. Aenean per nisl augue, vel venenatis enim faucibus sit amet. Ut cursus magna ut augue mollis finibus. Morbi sed nunc in tincidunt suscipit vitae quis leo. Sed scelerisque mi quis odio portis.


n condimentum feugiat purus

vehicula massa finibus vitae

mus pellentesque eleifend

nec congue

non libero felis. Phasellus metus massa, malesuada non  
quam vitae. aliquam dignissim quam. Aliquam dolor mauris. blandit



Thanks for the opt-in

OK

A screenshot of a cookie consent banner. At the top, the word "Cookies" is written in a large, bold, black font, followed by a chocolate chip cookie emoji. Below this, the text "This site uses cookies that need consent." is displayed in a bold, black font. Underneath, the word "Functional" is written in a bold, black font. To the left of the text "First party cookies needed for the website to function. These can't be turned off." is a pink square button with a white checkmark. Below this, the word "Demo" is written in a bold, black font. To the left of the text "A demonstration of the Peak Cookie Banner" is a white square button with a black border. At the bottom, there are two buttons: a pink button with the word "Accept" in white text, and a black button with the word "Ignore" in white text.

A screenshot of a cookie consent banner. At the top, the word "Cookies" is written in a large, bold, black font, followed by a small, round, golden-brown cookie icon with two eyes. Below this, the text "This site uses cookies that need consent." is displayed in a bold, black font. Underneath, there are two options, each preceded by a square icon with a checkmark. The first option is "Functional", with a pink icon, and the text "First party cookies needed for the website to function. These can't be turned off." The second option is "Demo", with a blue icon, and the text "A demonstration of the Peak Cookie Banner". At the bottom, there are two buttons: a pink "Accept" button and a grey "Ignore" button.



# Opt-in to Embedded Videos

NEW

freshpeak.test/cp/globals/seo#trackers

statamic<sup>PRO</sup>

Search...

When you use the cookie banner, scripts will be grouped under this category.

Demo

Explainer \*

Explainer for the current category when you use the cookie banner.

A demonstration of the Peak Cookie Banner

Script fragments \*

Type

Script tag

Inline script

Inline script \*

The inline script tag contents (Javascript). Remove `<script>` and `</script>` tags.

1

`alert("Thanks for the opt-in");`

javascript

Add script fragment

+

Cookie banner

Enable the cookie banner. When you use `Google Analytics` or `Google Tag Manager`, make sure you load all tracking scripts via their service as in this case the banner uses the Google Consent API: <https://developers.google.com/tag-manager/consent>. When you use `Scripts`, all your scripts will be injected after consent.

Embeds

Only load in third party embedded video's from the `video` article set after consent.

Display style

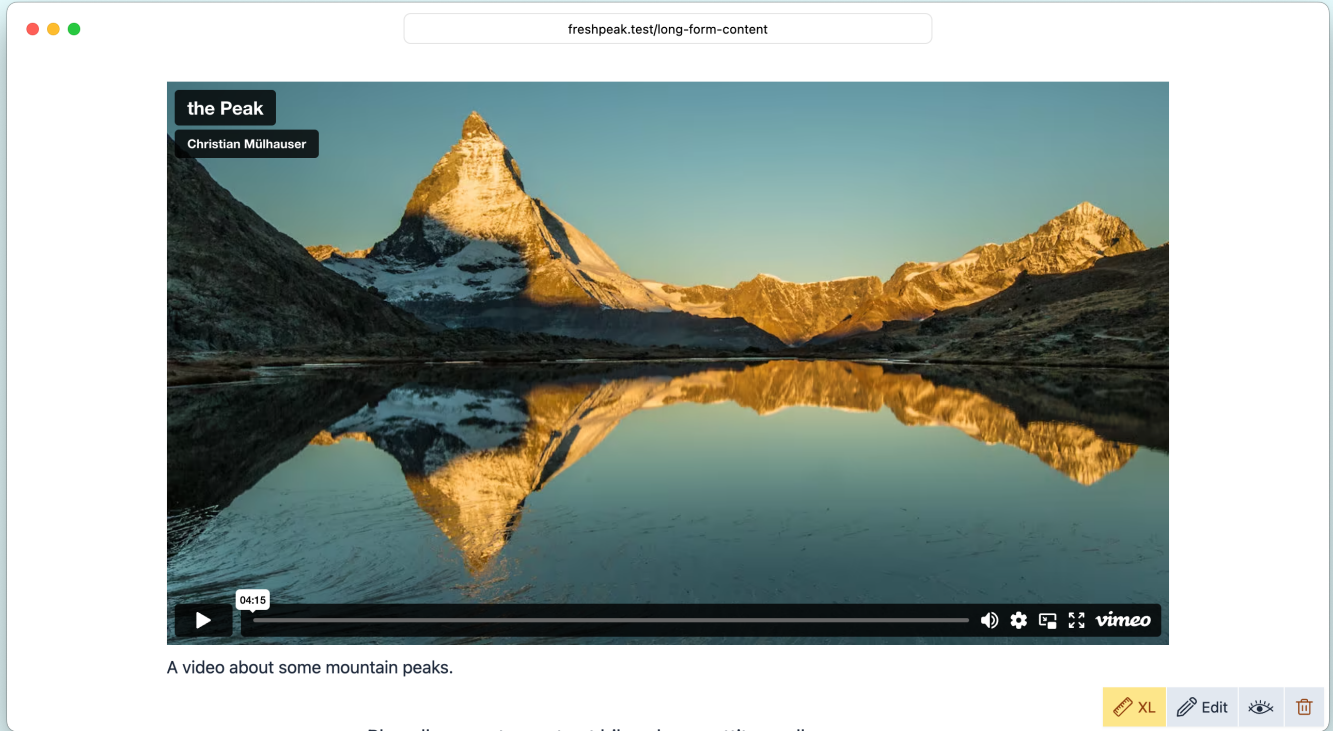
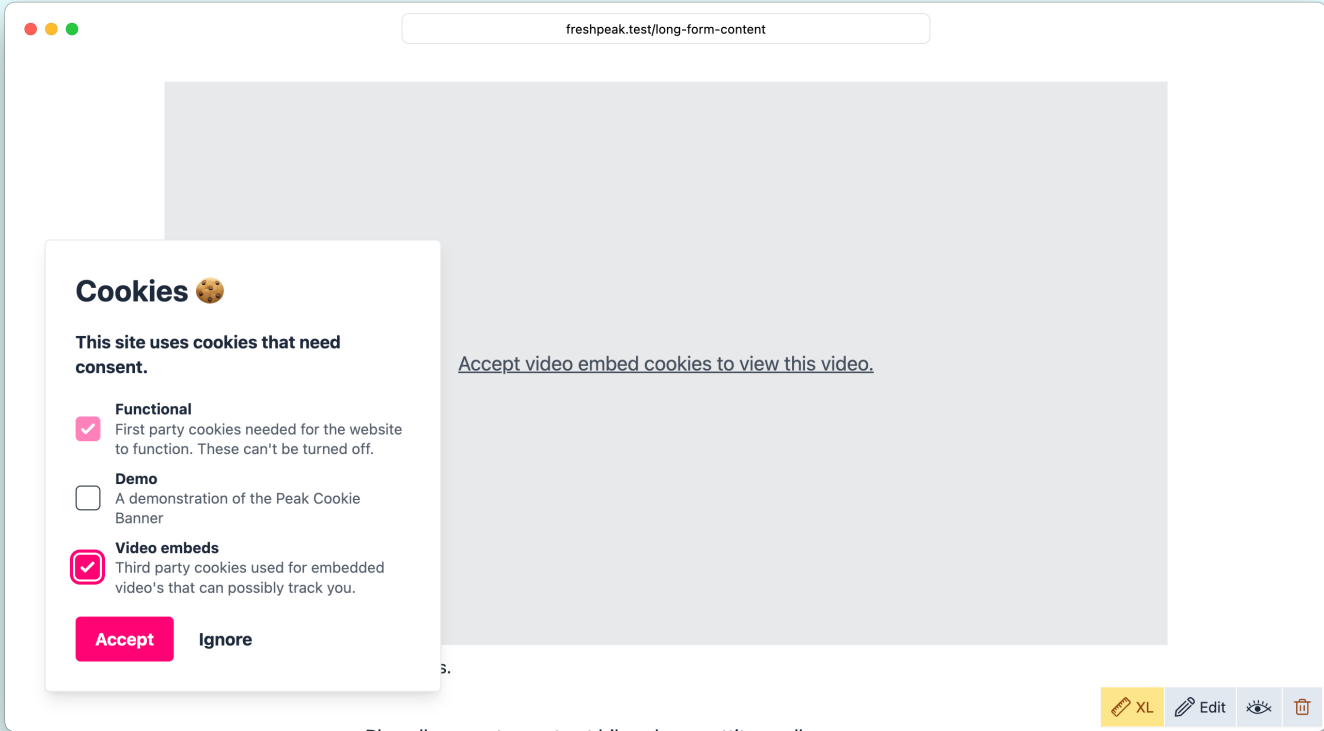
Left

Right

Revoke consent before

Add Date

Revoke all users consent before this date. Use this when you added new trackers to GTM and your privacy policy changed. The cookie bar will reappear.



# Consent Overlay Styling

<> \_video.antlers.html resources/views/components

```
26     ...)}}
27     ...
28     >
29     ...<div class="relative aspect-video">
30     ...    {{ if cookie_embeds }}
31     ...        <div
32     ...            x-show="!$store.cookieBanner.consent || !$sto
33     ...            class="absolute inset-0 z-10 flex items-cente
34     ...        >
35     ...            <a @click.prevent="$store.cookieBanner.setCon
36     ...            {{ trans:strings.cookie_embeds_disabled }}
37     ...        </a>
38     ...    </div>
39     ...    {{ /if }}
40     ...    <iframe x-ref="iframe" class="absolute top-0 left-0 w
41     ...</div>
42
43     ...{{ partial:typography/caption }}
44
45     ...{{ if cookie_embeds }}
46     ...    {{ once }}
47     ...    <script>
48     ...        document.addEventListener('alpine:initializing
49     ...        Alpine.data('embeds', () => {
```


# Picture Partial

```
1  {{ if image }}
2    {{ asset :url="image" }}
3    {{# Configure aspect ratio's. #}}
4    {{ ratio = null }}
5    {{ ratio_large = null }}
6    {{ aspect_ratio | trim | explode(' ') }}
7    {{ if value | contains('large:') }}
8      {{ aspect = value | explode(':') | last }}
9      {{ ratio_large = (aspect | explode('/') | last) / (aspect | explode('/') | first) }}
10   {{ elseif value != '' }}
11     {{ ratio = (value | explode('/') | last) / (value | explode('/') | first) }}
12   {{ /if }}
13 {{ /aspect_ratio }}
14 {{ original_ratio = height / width }}
15
16 {{# Set srcset sizes. #}}
17 {{ srcsets = [
18   [ 'width' => 320, 'ratio' => '{ ratio ?? original_ratio }' ],
19   [ 'width' => 480, 'ratio' => '{ ratio ?? original_ratio }' ],
20   [ 'width' => 640, 'ratio' => '{ ratio ?? original_ratio }' ],
21   [ 'width' => 768, 'ratio' => '{ ratio ?? original_ratio }' ],
22   [ 'width' => 1024, 'ratio' => '{ ratio_large ?? ratio ?? original_ratio }' ],
23   [ 'width' => 1280, 'ratio' => '{ ratio_large ?? ratio ?? original_ratio }' ],
24   [ 'width' => 1440, 'ratio' => '{ ratio_large ?? ratio ?? original_ratio }' ],
25   [ 'width' => 1536, 'ratio' => '{ ratio_large ?? ratio ?? original_ratio }' ],
26   [ 'width' => 1680, 'ratio' => '{ ratio_large ?? ratio ?? original_ratio }' ]
27 ] }}
28
29 <picture>
30   {{ if extension = 'svg' || extension = 'gif' }}
31     
41   {{ else }}
42     <source
43       srcset="
44         {{ srcsets scope="size" }}
```

PEAK

HomeExamples

img483.53 x 483.53



Otis Otterius

Arcu urna vehicula sit praesent turpis libero porttitor faucibus elementum hac conubia etiam, laoreet accumsan duis sociosqu neque lacus fringilla phasellus gravida eleifend.

Long form content

Lorem ipsum dolor sit amet, consectetur adipiscing elit.

Phasellus dictum, nisi vel tincidunt eleifend, diam risus tempor elit, at blandit ipsum ipsum vel felis. Morbi pulvinar erat sapien.

Nam euismod dolor quis eros egestas, a hendrerit mi pharetra.

Vestibulum varius dui sit amet augue auctor convallis.

Maecenas imperdiet mauris non posuere dignissim. Duis tempus molestie efficitur. Donec efficitur leo vel justo dignissim ultrices. Morbi fermentum magna in purus dapibus euismod.

Etiam lobortis odio lectus, eu blandit urna gravida at.

Studio 1902

LGEdit

ElementsAlpine.jsConsoleSourcesNetworkPerformanceMemoryApplicationSecurityLighthouse

```
} " x-effect="

if ($store.cookieBanner.consent && customScript1) {

    let script0 = document.createElement('script')

    script0.text = 'alert(\"Thanks for the opt-in\");'

    document.head.appendChild(script0)

}

$store.cookieBanner.setEmbeds(embeds)
$dispatch('embeds')
" x-init="
cookieConsentDate < ''
? ($store.cookieBanner.setConsent(null), cookieConsentDate = null)
: ''
" x-show="$store.cookieBanner.consent === null" x-transition class="
fixed z-50 inset-x-[-1rem] bottom-[-1rem] md:bottom-[-2rem] md:w-80 flex flex-col p-6 space-y-4 bg-white border border-neutra
l/10 rounded shadow-lg
md:right-auto md:left-[-2rem]

" style="display: none;">...</div>
<!-- End: /components/_cookie_banner.antlers.html -->
<!-- /layout/_header.antlers.html -->
<header class="w-full py-4">...</header>
<!-- End: /layout/_header.antlers.html -->
<!-- /default.antlers.html -->
<main class="outer-grid" id="content">
<!-- /page_builder/_image_and_text.antlers.html -->
<section class="fluid-container grid md:grid-cols-12 gap-8 items-center">
  <article class="md:col-span-6 ">...</article>
  <figure class="md:col-span-6">
    <!-- /components/_picture.antlers.html -->
    <picture>
      <source srcset="/img/containers/assets/mana5280-kedqc1t0ifi-unsplash.jpg/43c4aeb...v
      img/containers/assets/mana5280-kedqc1t0ifi-unsplash.jpg/d2ba9f1...webp 1024w, /img/containers/assets/mana5280-kedqc1t0ifi-unsplash.jpg/ab4d6
      72...webp 1536w, /img/containers/assets/mana5280-kedqc1t0ifi-unsplash.jpg/f35f939...jpg" alt="Otter Otterius." class="" />
      <source srcset="/img/containers/assets/mana5280-kedqc1t0ifi-unsplash.jpg/912b...jpg
      480w, /img/containers/assets/mana5280-kedqc1t0ifi-unsplash.jpg/4bf8...jpg
      640w, /img/containers/assets/mana5280-kedqc1t0ifi-unsplash.jpg/14f5...jpg
      768w, /img/containers/assets/mana5280-kedqc1t0ifi-unsplash.jpg/f939...jpg
      1024w, /img/containers/assets/mana5280-kedqc1t0ifi-unsplash.jpg/674ea...jpg
      1280w, /img/containers/assets/mana5280-kedqc1t0ifi-unsplash.jpg/46023...jpg
      1440w, /img/containers/assets/mana5280-kedqc1t0ifi-unsplash.jpg/6ee1...jpg
      1536w, /img/containers/assets/mana5280-kedqc1t0ifi-unsplash.jpg/093b4...jpg
      1680w" />
    </picture>
  </figure>
</section>
<!-- End: /page_builder/_image_and_text.antlers.html -->
<!-- /page_builder/_article.antlers.html -->
...
ary.selection\text-white main#content.outer-grid section.fluid-container.grid.md\:grid-cols-12.gap-8.items-center figure.md\:col-span-6 picture img ...
```

StylesComputedLayout

Filter: :hov .cls + -

element.style { }

img, video { site.f926c431.css:1 max-width: 100%; height: auto; }

img, svg, video, canvas, audio, iframe, embed, object { site.f926c431.css:1 display: block; vertical-align: middle; }

\*, :before, :after { site.f926c431.css:1 --tw-border-spacing-x: 0; --tw-border-spacing-y: 0; --tw-translate-x: 0; --tw-translate-y: 0; --tw-rotate: 0; --tw-skew-x: 0; --tw-skew-y: 0; --tw-scale-x: 1; --tw-scale-y: 1; --tw-pan-x: ; --tw-pan-y: ; --tw-pinch-zoom: ; --tw-scroll-snap-strictness: proximity; --tw-ordinal: ; --tw-slashed-zero: ; --tw-numeric-figure: ; --tw-numeric-spacing: ; --tw-numeric-fraction: ; --tw-ring-inset: ; --tw-ring-offset-width: 0px; --tw-ring-offset-color: #fff; --tw-ring-color: rgb(59 130 246 / .5); --tw-ring-offset-shadow: 0 0 #0000; --tw-ring-shadow: 0 0 #0000; --tw-shadow: 0 0 #0000; --tw-shadow-colored: 0 0 #0000; --tw-blur: ; --tw-brightness: ; --tw-contrast: ; --tw-grayscale: ; --tw-hue-rotate: ; --tw-invert: ; --tw-saturate: ; --tw-sepia: ; --tw-drop-shadow: ; --tw-backdrop-blur: ; --tw-backdrop-brightness: ; --tw-backdrop-contrast: ; --tw-backdrop-grayscale: ; --tw-backdrop-hue-rotate: ; --tw-backdrop-invert: ; --tw-backdrop-opacity: ; --tw-backdrop-saturate: ; --tw-backdrop-sepia: ; }

\*, :before, :after { site.f926c431.css:1 box-sizing: border-box; border-width: 0; border-style: solid; border-color: #e2e8f0; }



# Picture Partial and Aspect Ratio

NEW




freshpeak.test/long-form-content



Home

## Otis Otterius

Arcu urna vehicula sit praesent turpis libero porttitor faucibus elementum hac conubia etiam, laoreet accumsan duis sociosqu neque lacus fringilla phasellus gravida eleifend.



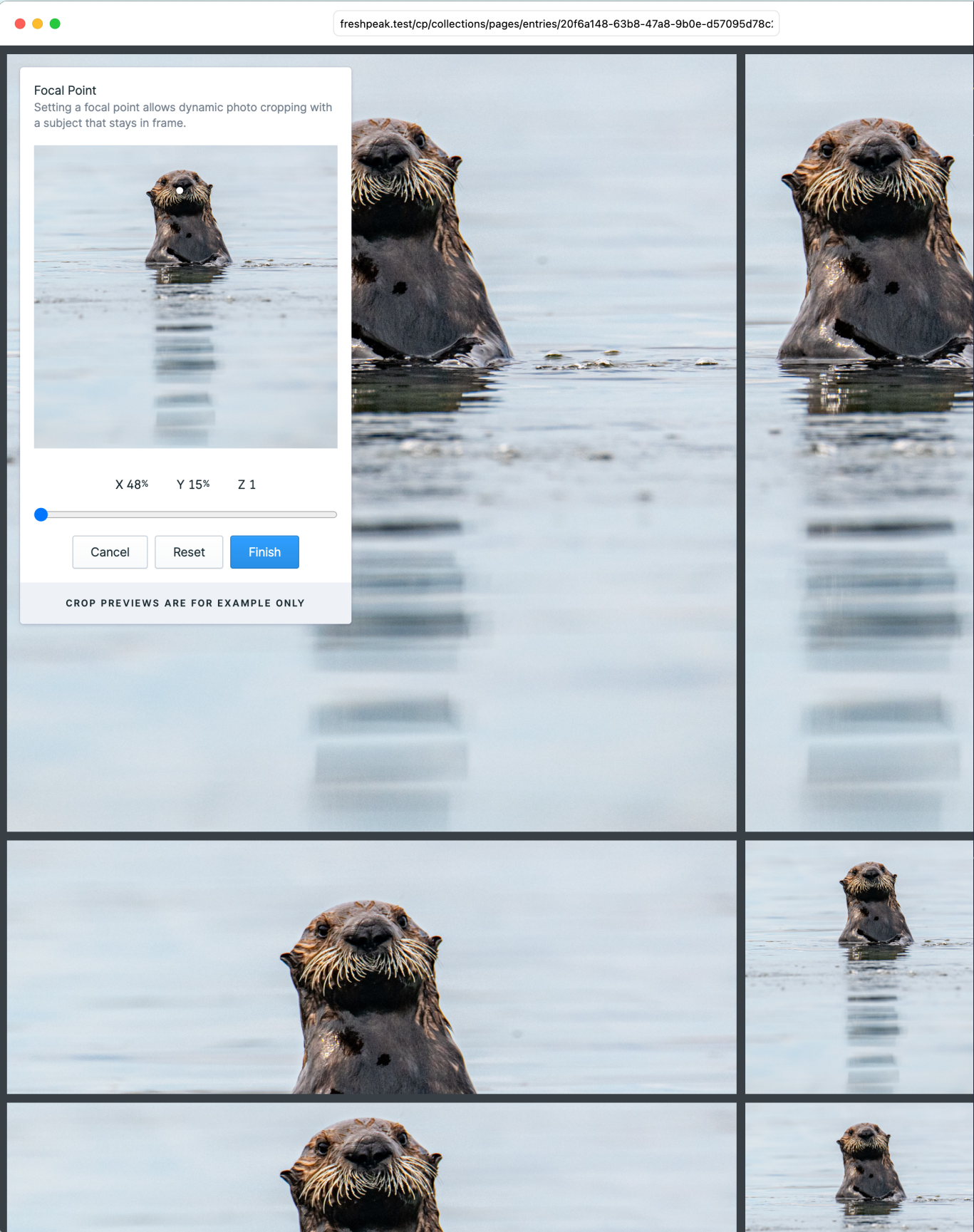
## Long form content

Lorem ipsum dolor sit amet, consectetur adipiscing elit. Phasellus dictum, nisi vel tincidunt eleifend, diam risus tempor elit, at blandit ipsum ipsum vel felis. Morbi pulvinar erat sapien. Nam euismod dolor quis eros egestas, a hendrerit mi pharetra. Vestibulum varius dui sit amet augue auctor convallis. Maecenas imperdiet mauris non posuere dignissim. Duis tempus molestie efficitur. Donec efficitur leo vel justo dignissim ultrices. Morbi fermentum magna in purus dapibus euismod. Etiam lobortis odio lectus, eu blandit urna gravida at.

**“Maecenas imperdiet mauris non posuere**







```
and_text.antlers.html resources/views/page_builder

- /page_builder/_image_and_text.antlers.html ->
action class="grid items-center gap-8 fluid-container md:grid-cols-12">
<article class="md:col-span-6 {{ image_position == 'left' ?= 'order-2' }}">
  {{ block:title ?= { partial:typography/h2 :content="block:title" class="mb-4" } }}

  {{ partial:typography/prose class="{ buttons ?= 'mb-4' }" }}
  {{ block:text }}
  {{ /partial:typography/prose }}

  {{ partial:components/buttons }}
</article>

<figure class="md:col-span-6">
  {{ partial:components/picture
    | aspect_ratio="2/1"
    :image="block:image"
    sizes="(min-width: 1280px) 640px, (min-width: 768px) 50vw, 90vw"
  }}
</figure>
action>

- End: /page_builder/_image_and_text.antlers.html ->
```

any ratio

You, now • Uncommitted changes





## Otis Otterius

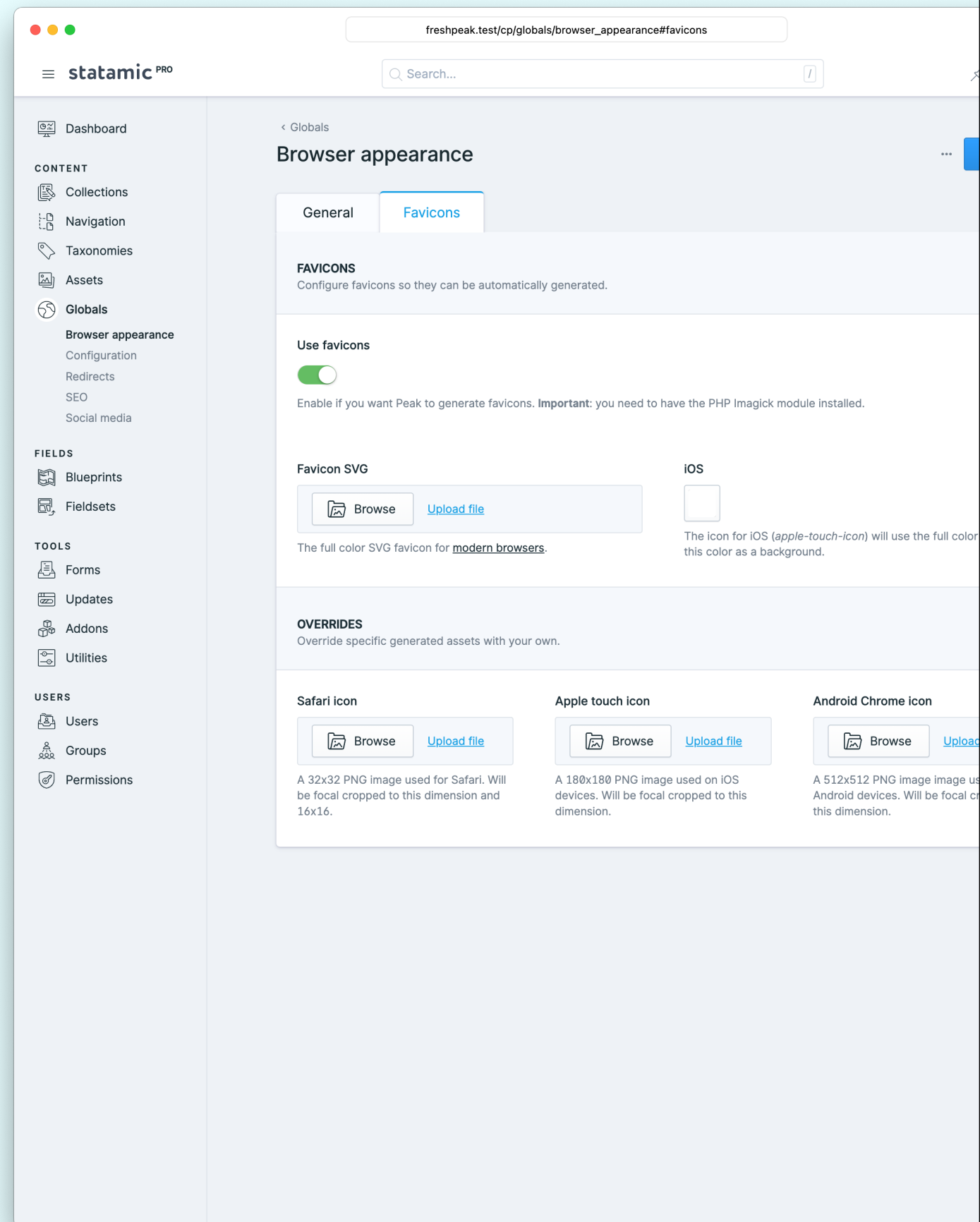
Arcu urna vehicula sit praesent turpis libero porttitor faucibus elementum hac conubia etiam, laoreet accumsan duis sociosque neque lacus fringilla phasellus gravida eleifend.



## Long form content

Lorem ipsum dolor sit amet, consectetur adipiscing elit. Phasellus dictum, nisi vel tincidunt eleifend, diam risus tempor elit, at blandit ipsum ipsum vel felis. Morbi pulvinar erat sapien. Nam euismod dolor quis eros egestas. a hendrerit mi pharetra. Vestibulum varius dui sit

# Favicons & Browser Appearance



freshpeak.test/cp/globals/browser\_appearance#general

statamic PRO

Search...

Dashboard

TENT

Collections

Navigation

Taxonomies

Assets

Globals

Browser appearance

Configuration

Redirects

SEO

Social media

bs

Blueprints

Fieldsets

s

Forms

Updates

Addons

Utilities

s

Users

Groups

Permissions

< Globals

Browser appearance

...

Save

General

Favicons

UNIVERSAL

Configure universal meta tags.

Disable telephone detection

Disables phone number detection.

Disable e-mail detection

Disables e-mail address detection.

Disable address detection

Disables address detection.

THEME

Configure universal theme meta tags.

Use theme color

Enable if you want to specify theme colors for various browsers.

For dark mode

Enable if you want to specify a specific theme color for dark mode.

Theme color

Sets the theme color for Safari (iOS 15+ and MacOS 11.4+) and the Android Chrome browser.

Theme color dark mode

Sets the theme color for Safari (iOS 15+ and MacOS 11.4+) and the Android Chrome browser in dark mode.

Specific meta tags.

ip

to the iOS springboard fullscreen in it's

ANDROID

Configure Android specific meta tags.

Android mobile web app

Opens websites saved to Android's homescreen in it's own Chrome instance.

freshpeak.test/long-form-content


PEAK

Home

Examples

Otis Otterius

Arcu urna vehicula sit praesent turpis libero porttitor faucibus  
elementum hac conubia etiam, laoreet accumsan duis sociosqu  
neque lacus fringilla phasellus gravida eleifend.



Long form content

Lorem ipsum dolor sit amet, consectetur adipiscing elit. Phasellus dictum, nisi vel tincidunt eleifend, diam risus tempor elit, at blandit ipsum ipsum vel felis. Morbi pulvinar erat sapien. Nam euismod dolor quis eros egestas, a hendrerit mi pharetra. Vestibulum varius dui sit amet augue auctor convallis. Maecenas imperdiet mauris non posuere dignissim. Duis tempus molestie efficitur. Donec efficitur leo vel justo dignissim ultrices. Morbi fermentum magna in purus dapibus euismod. Etiam lobortis odio lectus, eu blandit urna gravida at.

"Maecenas imperdiet mauris non posuere dignissim. Duis tempus molestie efficitur."

- Studio 1902

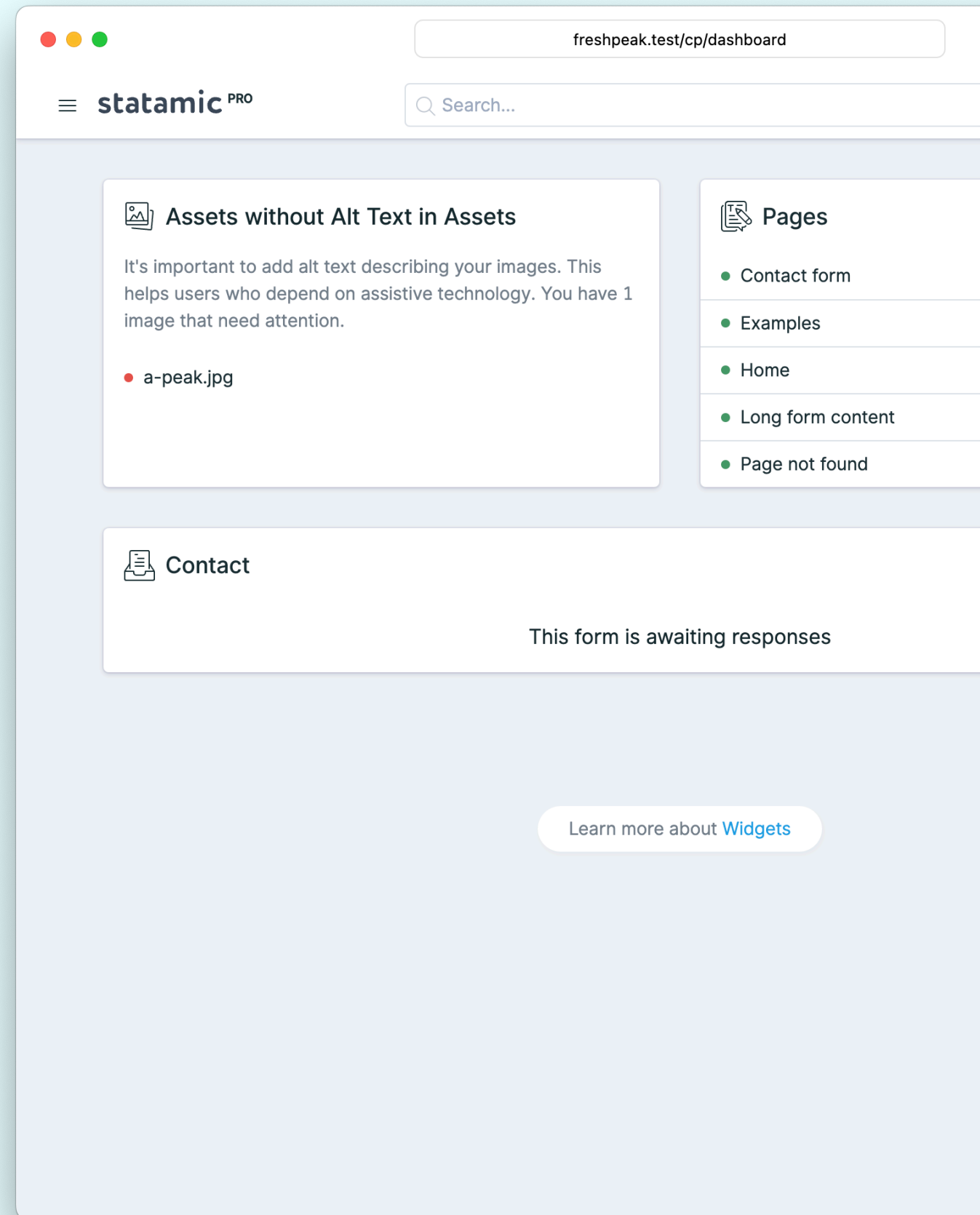
Mauris diam justo, gravida vitae lacinia in, mattis quis nibh. Orci varius natoque penatibus et magnis dis parturient montes, nascetur ridiculus mus. Fusce semper nunc in tincidunt viverra. Interdum et malesuada fames ac ante ipsum primis in faucibus. Aenean

XL

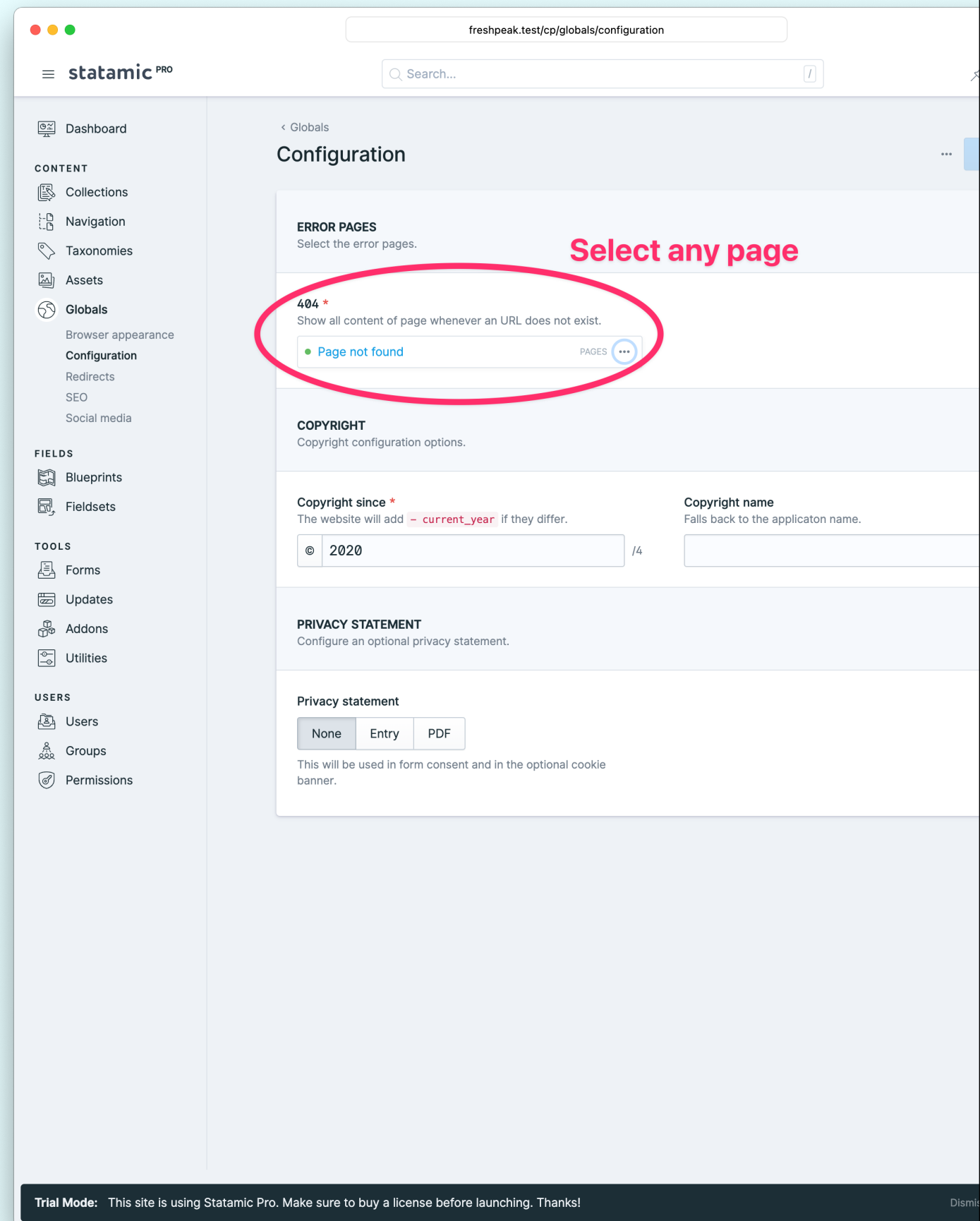
Edit



# Better Dashboard



# Custom 404 Page



statamic PRO

Search...

Dashboard

CONTENT

Collections

Pages

Navigation

Taxonomies

Assets

Globals

FIELDS

Blueprints

Fieldsets

TOOLS

Forms

Updates

Addons

Utilities

USERS

Users

Groups

Permissions

Pages

Page not found

Main

SEO

Title \*

Page not found

Page builder

Build your page by using various predefined content models.

Full width image

A full width image with optional text and button(s).

Title

We are sorry

Text

We just couldn't find the page you're looking for

Buttons

Add button

Background image \*

lillian-dib

Set Alt

1.86 MB

Live Preview

Visit URL

Published

META

This entry's meta data.

Slug \*

page-not-found

Parent

Home

PAGES

Save & Publish

Trial Mode:

This site is using Statamic Pro. Make sure to buy a license before launching. Thanks!

Dismiss

Manage Licenses →

freshpeak.test/somebody-home

PEAK

Home

Examples

We are sorry

We just couldn't find the page you're looking for

© 2020 - 2022 Fresh Peak

[Reset cookie consent](#)

XL

Edit

# Redirects

301 or 302 status

To internal or external

freshpeak.test/cp/globals/redirects

statamic PRO

Search...

< Globals

## Redirects

...

Save

**REDIRECTS**  
Redirect URL's *only* when a 404 error hits.

Redirects

OLD URL	INTERNAL URL	EXTERNAL URL	RESPONSE	
/some-old-link	Long form content PAGES ...		Permanent...	...
/peak	Create & Link Item Link Existing Item	https://peak.1902.stu	Permanent... Permanent (301) Temporary (302)	...

Add redirect

freshpeak.test/some-old-link

301

freshpeak.test/long-form-content

freshpeak.test/peak

302

peak.1902.studio

Mode: This site is using Statamic Pro. Make sure to buy a license before launching. Thanks!

Dismiss Manage License

# Theme & Templates



# 100% Tailwind & Alpine

🔗 `_main_mobile.antlers.html` resources/views/navigation

```
6  <!-- /navigation/_main_mobile.antlers.html -->
7  <nav
8      x-data="{ mobileNavOpen: false }"
9      class="md:hidden"
10     aria-label="{{ trans:strings.main_navigation }}"
11     x-cloak
12 >
13     <button
14         @click.prevent="mobileNavOpen = !mobileNavOpen"
15         class="fixed bottom-0 right-0 z-20 flex items-center justify-center"
16         aria-label="
17             mobileNavOpen
18             ? '{{ trans:strings.nav_close }}'
19             : '{{ trans:strings.nav_open }}'
20         "
21         x-aria-expanded="mobileNavOpen"
22         x-text="mobileNavOpen ? '{{ trans:strings.close }}' : '{{ trans:strings.open }}'"
23     ></button>
24
25     <div
26         class="fixed inset-0 z-10 pt-8 px-8 pb-12 flex flex-col justify-end"
27         x-show="mobileNavOpen"
28         x-trap.inert.noscroll="mobileNavOpen"
29     >
30         <ul class="flex flex-col py-2 space-y-4 overflow-auto">
31             <li
32                 {{ if children }}
33                 x-data="{ subnavOpen: false }"
34                 @focusin.window="!$refs.subnav.contains($event.target)"
35             >
```

# Views Structure

```
daniel@Klickbook:~/www/freshpeak/resources/views
freshpeak/resources/views on main [!?]
→ tree
.
├── components
│   ├── _button.antlers.html
│   ├── _buttons.antlers.html
│   ├── _code_block.antlers.html
│   ├── _cookie_banner.antlers.html
│   ├── _figure.antlers.html
│   ├── _logo.antlers.html
│   ├── _notification.antlers.html
│   ├── _pagination.antlers.html
│   ├── _picture.antlers.html
│   ├── _pull_quote.antlers.html
│   ├── _search_form.antlers.html
│   ├── _social_image.antlers.html
│   ├── _table.antlers.html
│   ├── _text.antlers.html
│   ├── _theme_toggle.antlers.html
│   ├── _toolbar.antlers.html
│   └── _video.antlers.html
├── default.antlers.html
├── email
│   ├── form_owner.antlers.html
│   ├── form_owner_text.antlers.html
│   ├── form_sender.antlers.html
│   └── form_sender_text.antlers.html
├── errors
│   └── 404.antlers.html
├── layout
│   ├── _footer.antlers.html
│   └── _header.antlers.html
├── layout.antlers.html
├── manifest
│   └── manifest.antlers.html
├── navigation
│   ├── _breadcrumbs.antlers.html
│   ├── _language_picker.antlers.html
│   ├── _main.antlers.html
│   ├── _main_desktop.antlers.html
│   ├── _main_mobile.antlers.html
│   └── _skip_to_content.antlers.html
├── page_builder
│   ├── _article.antlers.html
│   ├── _collection.antlers.html
│   ├── _columns.antlers.html
│   ├── _form.antlers.html
│   ├── _full_width_image.antlers.html
│   ├── _image_and_text.antlers.html
│   └── _link_blocks.antlers.html
├── search.antlers.html
├── sitemap
│   ├── sitemap.antlers.xml
│   ├── sitemap_index.antlers.html
│   └── sitemaps.antlers.html
├── snippets
│   ├── _browser_appearance.antlers.html
│   ├── _button_attributes.antlers.html
│   ├── _fallback_description.antlers.html
│   ├── _noscript.antlers.html
│   └── _seo.antlers.html
├── social_images.antlers.html
├── typography
│   ├── _caption.antlers.html
│   ├── _h1.antlers.html
│   ├── _h2.antlers.html
│   ├── _h3.antlers.html
│   ├── _p.antlers.html
│   ├── _preformatted.antlers.html
│   ├── _prose.antlers.html
│   └── _time.antlers.html
└── vendor
    ├── statamic
    │   ├── forms
    │   │   └── fields
    │   │       └── assets.antlers.html
```

# Tailwind Breakpoints

# Long form content

Lorem ipsum dolor sit amet, consectetur adipiscing elit. Phasellus dictum, nisi vel tincidunt eleifend, diam risus tempor elit, at blandit ipsum ipsum vel felis. Morbi pulvinar erat sapien. Nam euismod dolor quis eros egestas, a hendrerit mi pharetra. Vestibulum varius dui sit amet augue auctor convallis. Maecenas imperdiet mauris non posuere dignissim. Duis tempus molestie efficitur. Donec efficitur leo vel justo dignissim ultrices. Morbi fermentum magna in purus dapibus euismod. Etiam lobortis odio lectus, eu blandit urna gravida at.

**"Maecenas imperdiet mauris non posuere dignissim. Duis tempus molestie efficitur."**

- Studio 1902

Mauris diam justo, gravida vitae lacinia in, mattis quis nibh. Orci varius natoque penatibus et magnis dis parturient montes, nascetur ridiculus mus. Fusce semper nunc in tincidunt viverra. Interdum et

# Tailwind Config Split





# tailwind.config. typography.js

## Set Tailwind Typography defaults

```
(t); tailwind.config.typography.js

7 //
8
9 const colors = require('tailwindcss/colors')
10 const plugin = require('tailwindcss/plugin')
11
12 module.exports = {
13   theme: {
14     extend: {
15       typography: (theme) => ({
16         DEFAULT: {
17           css: {
18             '--tw-prose-body': theme('colors.neutral.DEFAULT'),
19             '--tw-prose-headings': theme('colors.neutral.DEFAULT'),
20             '--tw-prose-lead': theme('colors.neutral.DEFAULT'),
21             '--tw-prose-links': theme('colors.neutral.DEFAULT'),
22             '--tw-prose-bold': theme('colors.neutral.DEFAULT'),
23             '--tw-prose-counters': theme('colors.neutral.DEFAULT'),
24             '--tw-prose-bullets': theme('colors.neutral.DEFAULT'),
25             '--tw-prose-hr': theme('colors.neutral.DEFAULT'),
26             '--tw-prose-quotes': theme('colors.neutral.DEFAULT'),
27             '--tw-prose-quote-borders': theme('colors.primary.DEFAULT'),
28             '--tw-prose-captions': theme('colors.neutral.DEFAULT'),
29             '--tw-prose-code': theme('colors.neutral.DEFAULT'),
30             '--tw-prose-pre-code': theme('colors.white'),
31             '--tw-prose-pre-bg': theme('colors.neutral.DEFAULT'),
32             '--tw-prose-th-borders': theme('colors.neutral.DEFAULT'),
33             '--tw-prose-td-borders': theme('colors.neutral.DEFAULT'),
34             '--tw-prose-invert-body': theme('colors.white'),
35             '--tw-prose-invert-headings': theme('colors.white'),
36             '--tw-prose-invert-lead': theme('colors.white'),
37             '--tw-prose-invert-links': theme('colors.white'),
38             '--tw-prose-invert-bold': theme('colors.white'),
39             '--tw-prose-invert-counters': theme('colors.white'),
40             '--tw-prose-invert-bullets': theme('colors.white'),
41             '--tw-prose-invert-hr': theme('colors.white'),
42             '--tw-prose-invert-quotes': theme('colors.white'),
43             '--tw-prose-invert-quote-borders': theme('colors.white'),
44             '--tw-prose-invert-captions': theme('colors.white'),
45             '--tw-prose-invert-code': theme('colors.white'),
46             '--tw-prose-invert-pre-code': theme('colors.neutral.DEFAULT'),
47             '--tw-prose-invert-pre-bg': theme('colors.white'),
48             '--tw-prose-invert-th-borders': theme('colors.white'),
49             '--tw-prose-invert-td-borders': theme('colors.white'),
50             'ul > li > p, ol > li > p': {
51               marginTop: '0em !important',
52               marginBottom: '0em !important',
53             },
54           },
55         },
56       }),
57     },
58   },
59   variants: {},
60   corePlugins: {},
61 }
```

# tailwind.config. peak.js

Root Styles

Responsive Typography

Breakpoint Helper

Container & Grid

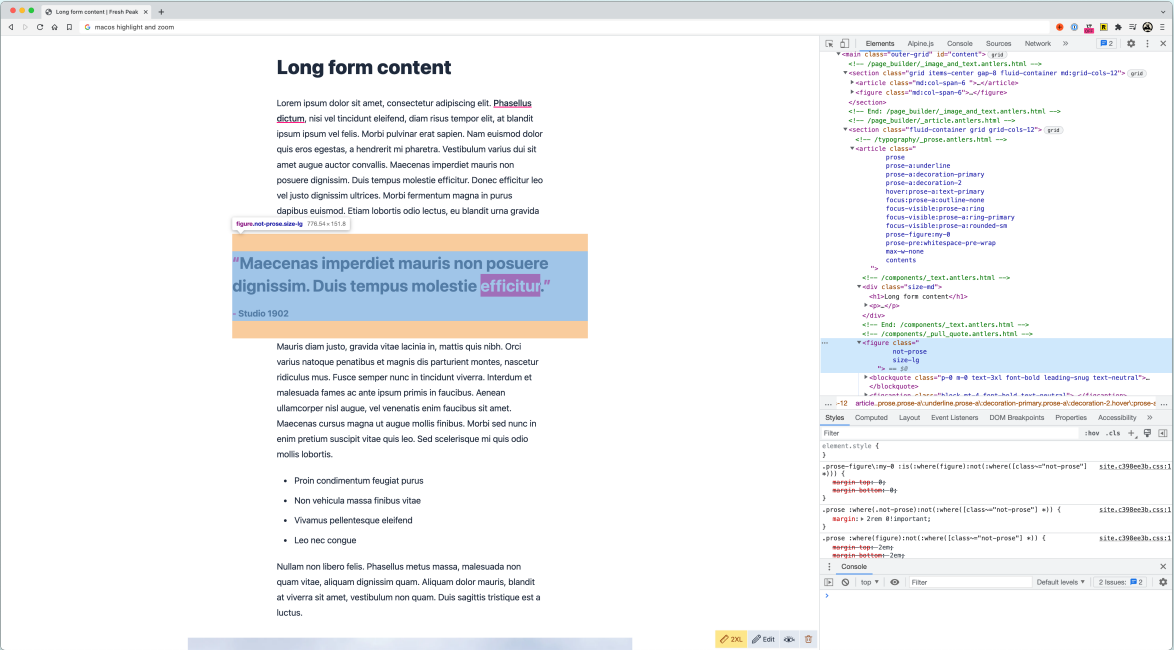
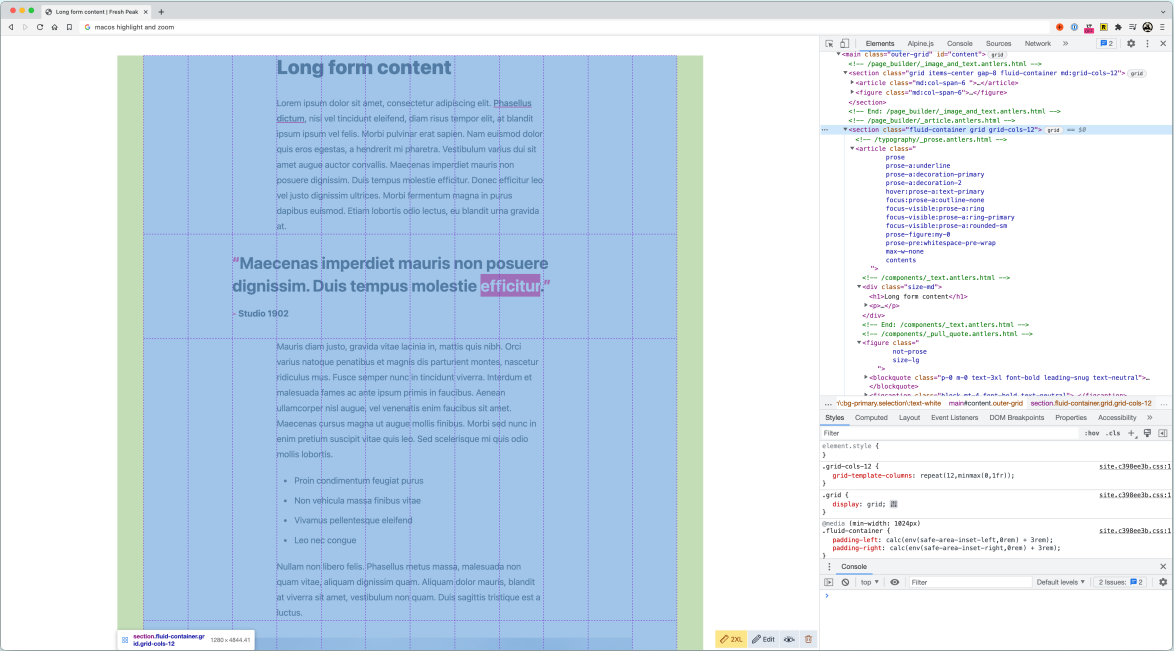
```
()); tailwind.config.peak.js
54 // Implement the focus-visible polyfill: https://github.com/WICG/focus-visible
55 // eslint-disable-next-line @typescript-eslint/no-empty-object-type
56 // eslint-disable-next-line @typescript-eslint/no-empty-object-type
57 // eslint-disable-next-line @typescript-eslint/no-empty-object-type
58 // Display screen breakpoints in debug environment.
59 // eslint-disable-next-line @typescript-eslint/no-empty-object-type
60 // eslint-disable-next-line @typescript-eslint/no-empty-object-type
61 // eslint-disable-next-line @typescript-eslint/no-empty-object-type
62 // eslint-disable-next-line @typescript-eslint/no-empty-object-type
63 // eslint-disable-next-line @typescript-eslint/no-empty-object-type
64 // eslint-disable-next-line @typescript-eslint/no-empty-object-type
65 // Sizing utilities for sets in our bard (long form content).
66 // On small devices they're full width.
67 // eslint-disable-next-line @typescript-eslint/no-empty-object-type
68 // eslint-disable-next-line @typescript-eslint/no-empty-object-type
69 // eslint-disable-next-line @typescript-eslint/no-empty-object-type
70 > // eslint-disable-next-line @media screen(md): { ""
86 // eslint-disable-next-line @typescript-eslint/no-empty-object-type
87 > // eslint-disable-next-line @media screen(lg): { ""
102 // eslint-disable-next-line @typescript-eslint/no-empty-object-type
103 // eslint-disable-next-line @typescript-eslint/no-empty-object-type
104 // eslint-disable-next-line @typescript-eslint/no-empty-object-type
105 //
106 // Render screen names in the breakpoint display.
107 > // plugin(function({ addBase, theme }) { ""
125 // eslint-disable-next-line @typescript-eslint/no-empty-object-type
126 //
127 // plugin(function({ addComponents, theme }) {
128 //     const components = {
129 //         // The main wrapper for all sections on our website. Has a max width and is centered.
130 //         '.fluid-container': {
131 //             width: '100%',
132 //             maxWidth: theme('screens.xl'),
133 //             marginLeft: 'auto',
134 //             marginRight: 'auto',
135 //             // Use safe-area-inset together with default padding for Apple devices with a notch.
136 //             paddingLeft: `calc(env(safe-area-inset-left, 0rem) + ${theme('padding.8')})`,
137 //             paddingRight: `calc(env(safe-area-inset-right, 0rem) + ${theme('padding.8')})`,
138 //         },
139 //         // The outer grid where all block builder blocks are a child of. Spreads out all blocks
140 //         // vertically with a uniform space between them.
141 //         '.outer-grid': {
142 //             width: '100%',
143 //             display: 'grid',
144 //             rowGap: theme('spacing.12'),
145 //             paddingTop: theme('spacing.12'),
146 //             paddingBottom: theme('spacing.12')
147 //         }
148 //     }
149 //     addBase(components)
150 //     addComponents(components)
151 // }
152 // }
```

# Grid Sizing

size-md

size-lg

size-xl



# tailwind.config.site.js

## Individual site style

👉 Colors / type are not extended by default

```
tailwind.config.site.js

You, 5 hours ago | 1 author (You)

1 | //-----
2 | // Tailwind site configuration
3 | //-----
4 | //
5 | // Use this file to completely define the current sites design system by
6 | // adding and extending to Tailwinds default utility classes.
7 | //
8 |
9 | const defaultTheme = require('tailwindcss/defaultTheme')
10 | const plugin = require('tailwindcss/plugin')
11 | const colors = require('tailwindcss/colors')
12 |
13 | module.exports = {
14 |   presets: [],
15 |   theme: {
16 |     // Here we define the default colors available. If you want to include
17 |     // all default Tailwind colors you should extend the colors instead.
18 |     colors: {
19 |       black: '#000',
20 |       white: '#fff',
21 |       // Neutrals: neutral colors, with a default fallback if you don't need shades. Always set a DEFAULT when you u
22 |       neutral: {
23 |         DEFAULT: colors.slate['800'],
24 |         ...colors.slate
25 |       },
26 |       // Primary: primary brand color with a default fallback if you don't need shades. Always set a DEFAULT when yo
27 |       primary: {
28 |         DEFAULT: '#FF0274'
29 |       },
30 |     },
31 |     extend: {
32 |       // Set default transition durations and easing when using the transition utilities.
33 |       transitionDuration: {
34 |         DEFAULT: '300ms',
35 |       },
36 |       transitionTimingFunction: {
37 |         DEFAULT: 'cubic-bezier(0.4, 0, 0.2, 1)',
38 |       },
39 |     },
40 |     // Remove the font families you don't want to use.
41 |     fontFamily: {
42 |       mono: [
43 |         // Use a custom mono font for this site by changing 'Anonymous' to the
44 |         // font name you want and uncommenting the following line.
45 |         // 'Anonymous',
46 |         'Anonymous',
47 |       ],
48 |     },
49 |     // ...
50 |   },
51 |   plugins: [],
52 | }
```

# npm Depen- dencies


```
1  "dependencies": {
2    "@alpinejs/collapse": "^3.10.5",
3    "@alpinejs/focus": "^3.10.5",
4    "@alpinejs/persist": "^3.10.5",
5    "alpinejs": "^3.10.5",
6    "focus-visible": "^5.2.0"
7  },
8  "devDependencies": {
9    "@tailwindcss/aspect-ratio": "^0.4.2",
10   "@tailwindcss/forms": "^0.5.3",
11   "@tailwindcss/typography": "^0.5.8",
12   "autoprefixer": "10.4.13",
13   "glob-all": "^3.3.1",
14   "laravel-vite-plugin": "^0.7.1",
15   "postcss": "^8.4.19",
16   "postcss-focus-visible": "^7.1.0",
17   "postcss-import": "^15.0.0",
18   "resolve-url-loader": "^5.0.0",
19   "tailwindcss": "^3.2.4",
20   "vite": "^3.2.4"
21 }
```

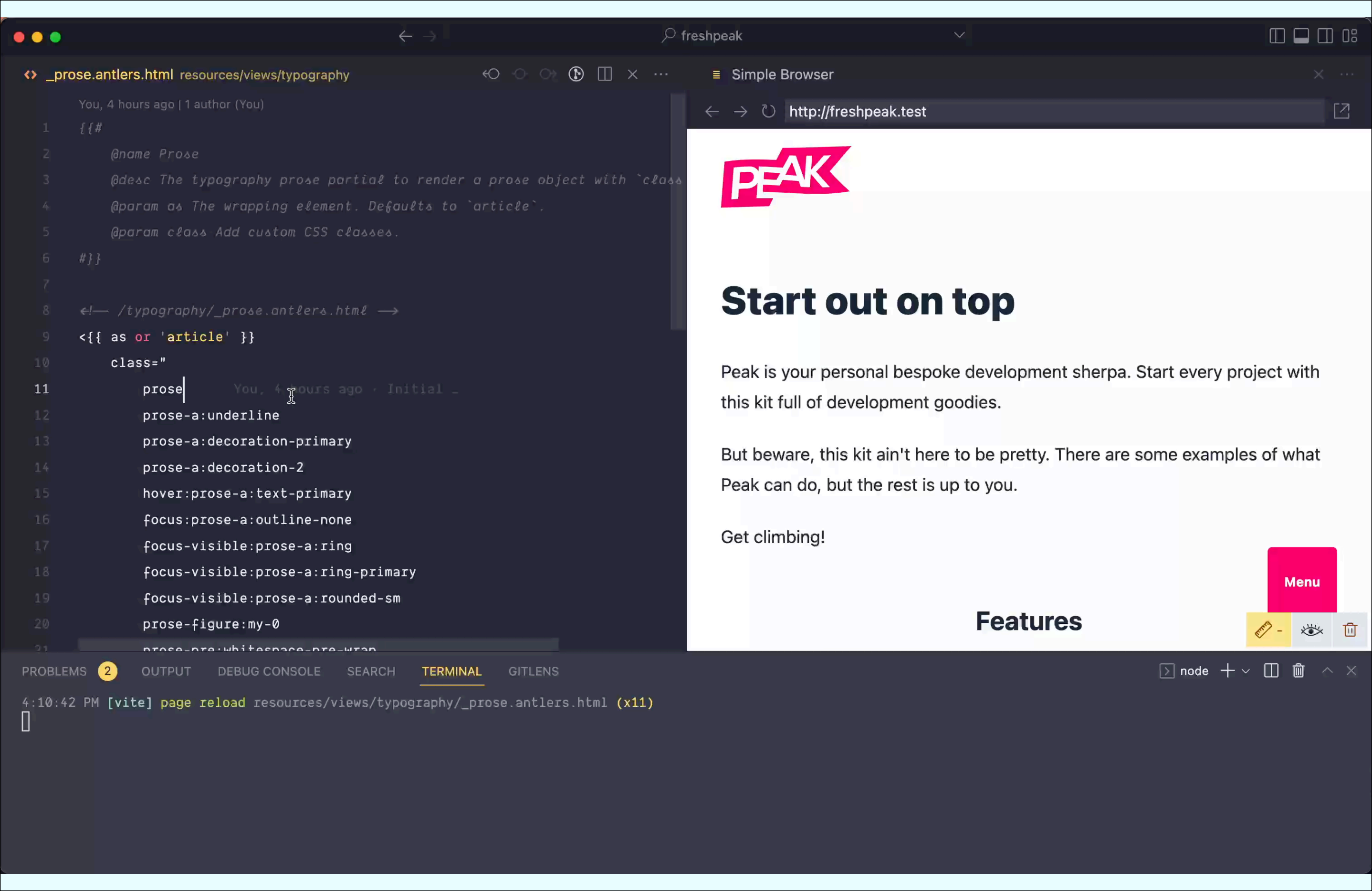


# Vite

```
npm run dev
```

```
npm run build
```





# Thanks

## Stay in touch?

- [@klickreflex@freiburg.social](mailto:@klickreflex@freiburg.social)
- Peak Discord
- [wentsch.me](https://wentsch.me)